

Control and Connection



Cables




























www.sab-cable.com





	page
Applications	I/4-5
Selection tables	I/6-7
PVC control and connection cables	
■ CC 500 PVC control cable with numbered cores	I/8-9
■ CC 500 B PVC connection cable with coloured cores	I/10
■ ÖCYZ-J PVC control cable with numbered cores and overall copper screen	I/11
■ CC 500 CY PVC control cable with numbered cores, inner sheath and overall copper screen	I/12
■ CC 500 CY (TR) PVC control cable with numbered cores, inner sheath, overall copper screen and transparent outer sheath	I/12
■ CC 510 PVC connection cable with coloured cores 0,6/1 kV	I/13
■ CC 510 CY PVC control cable with numbered cores, inner sheath and overall copper screen	I/14
■ CC 500 SY PVC control cable with numbered cores, inner sheath and steel wire armouring	I/15-16
■ CC 500 SY (TR) PVC control cable with numbered cores, inner sheath, steel wire armouring and transparent outer sheath	I/15-16
■ ÖZ-0 (E) PVC control cable for intrinsically safe circuits with numbered cores and blue outer sheath	I/17
■ ÖZCuY-0 (E) PVC control cable for intrinsically safe circuits with numbered cores, blue outer sheath and overall copper screen	I/18
■ TA 835 Y (TR) FEP/PVC lamp cable	I/19
PUR control and connection cables	
■ CC 500 P PUR control cable with numbered cores	I/20
■ YK11Y-J PUR connection cable with coloured cores, flexible at low temperatures	I/21
■ CC 500 CP PUR control cable with numbered cores and overall copper screen	I/22
■ CC 540 P PUR control cable with coloured cores, halogen-free and oil resistant	I/23
■ CC 540 CP PUR control cable with coloured cores, halogen-free, oil resistant and overall copper screen	I/24
■ CC 550 P PUR control cable with numbered cores, halogen-free and oil resistant	I/25
■ CC 550 CP PUR control cable with numbered cores, halogen-free, oil resistant and overall copper screen	I/26
■ SAB A 531 Rugged robust and flexible PUR control cable for indoor and outdoor use	I/27
PVC wiring cables and single conductors acc. to national and international standards	
■ 05V-K/ MTW/TEW  <VDE> PVC insulated wiring cable acc. to NFPA 79 for industrial machinery and VDE/CSA/UL	I/28
■ 07V-K/H07V-K/ MTW/TEW  <VDE> <HAR> PVC insulated single conductor acc. to NFPA 79 for industrial machinery and HAR/VDE/CSA/UL	I/28
■ H05V2-K/H05V-K <VDE> <HAR> PVC insulated wiring cable acc. to HAR/VDE	I/29
■ H07V2-K/H07V-K <VDE> <HAR> PVC insulated single conductor acc. to HAR/VDE	I/29

PVC control and connection cables acc. to national and international standards			page
■ H05VV5-F	<VDE> <HAR>	PVC control cable with numbered cores acc. to EN 50525-2-11	I/30
■ H05VVC4V5-K	<VDE> <HAR>	PVC control cable with numbered cores, inner sheath and overall copper screen acc. to EN 50525-2-11.	I/31
■ CC 600		PVC control cable with numbered black cores, AWG 20 - AWG 10 acc. to DIN/UL/CSA	I/32
■ CC 600		PVC control cable with numbered black cores, AWG 8 - AWG 1 acc. to UL/CSA	I/33
■ CC 600 blue		PVC control cable with numbered blue cores, AWG 20 - AWG 10 acc. to DIN/UL/CSA	I/34
■ CC 600 blue		PVC control cable with numbered blue cores, AWG 8 - AWG 1 acc. to UL/CSA	I/35
■ CC 600 CY Lean		PVC control cable with numbered cores and overall copper screen, AWG 20 - AWG 10 acc. to DIN/UL/CSA	I/36
■ CC 600 CY Lean		PVC control cable with numbered cores and overall copper screen, AWG 8 - AWG 4 acc. to UL/CSA	I/37
■ CC 600 CY		PVC control cable with numbered cores, inner sheath and overall copper screen, AWG 20 - AWG 10 acc. to DIN/UL/CSA	I/38
■ CC 600 CY		PVC control cable with numbered cores, inner sheath and overall copper screen, AWG 8 - AWG 1 acc. to UL/CSA	I/39
■ CC 600 T		PVC control cable with numbered cores and extended temperature range, AWG 20 - AWG 10 acc. to UL/CSA	I/40
■ CC 600 T		PVC control cable with numbered cores and extended temperature range, AWG 8 - AWG 1 acc. to UL/CSA	I/41
■ CC 600 CY T		PVC control cable with numbered cores, extended temperature range and overall copper screen, AWG 20 - AWG 10 acc. to UL/CSA	I/42
■ CC 600 CY T		PVC control cable with numbered cores, extended temperature range and overall copper screen, AWG 8 - AWG 1 acc. to UL/CSA	I/43
■ CC 600 DS T		PVC control cable with numbered cores, extended temperature range and double screen acc. to UL/CSA.	I/44
■ CC 600 MTW Type MTW		PVC control cable and Machine-Tool Cable with numbered cores acc. to NFPA 79 for industrial machinery and UL/(UL)/CSA	I/45
■ CC 600 MTW CY Type MTW		PVC control cable and Machine-Tool Cable with numbered cores and overall copper screen acc. to NFPA 79 for industrial machinery and UL/(UL)/CSA	I/46
■ CC 600 World	 <VDE> <HAR>	PVC control cable with numbered cores acc. to HAR/UL/CSA/VDE	I/47
■ CC 600 World CY	 <VDE> <HAR>	PVC control cable with numbered cores, inner sheath and overall copper screen acc. to HAR/UL/CSA/VDE	I/48
PUR control and connection cables acc. to national and international standards			
■ CC 600 P		PUR control cable with numbered black cores and inner sheath acc. to UL/CSA.	I/49
■ CC 600 P blue		PUR control cable with numbered blue cores and inner sheath acc. to UL/CSA.	I/50
■ CC 600 P red		PUR control cable with numbered red cores and inner sheath acc. to UL/CSA.	I/51
■ CC 600 CP		PUR control cable with numbered cores and overall copper screen acc. to UL/CSA.	I/52
■ CC 640 P		PUR control cable with coloured cores, halogen-free and oil resistant acc. to UL/CSA	I/53
■ CC 640 CP		PUR control cable with coloured cores, halogen-free and oil resistant, with overall copper screen acc. to UL/CSA.	I/54
■ YMH11YÖ-J		PUR connection cable with coloured cores and PVC core insulation	I/55
TPE control cable with extra chemical resistance acc. to UL and cUL			
■ CRX 600		TPE control cable with numbered cores, oil resistant.	I/56
■ CRX 600 C		TPE control cable with numbered cores, oil resistant and tinned copper screen	I/57

You will find more halogen-free control and connection cables in chapter A

■ Applications of PVC control and connection cables

PVC control and connection cables are particularly suitable for control devices, e.g. on machine tools, conveyor or assembly lines, transporting equipment, production lines and construction of industrial plants. The cables can be moved after installation, especially for alignment and adjustment as well as inspection of machines, provided that the cables are not mechanically overloaded. Wherever a certain protection against electromagnetic interferences is requested cables with a copper screen can be used. These cables are not to be used for outdoor installation.

Exemplary applications:

05V-K/MTW/TEW 07V-K/H07V-K/MTW/TEW H05V2-K H05V-K H07V2-K H07V-K	Construction of control cabinets, appliances and devices for communication technologies, household appliances, generator, transformer and machine construction
CC 500 CC 510 CC 600 black, blue CC 600 MTW	Construction of service cabinets and control devices, electrical technology, installation and packaging techniques, construction of textile machines, wood working machines and machine tools
CC 500 B	Construction of service cabinets, control devices and machine tools, data processing, packaging machine, textile and wood working machine construction, in cleansing appliances
ÖCYZ-J	Car manufacturing industry, automation technologies, press and form engineering, machine tools, textile, printing and paper machine construction, surface techniques
CC 500 CY CC 500 CY (TR) CC 510 CY CC 600 CY Lean CC 600 CY CC 600 MTW CY	Car manufacturing industry, automation technologies, press and form engineering, machine tools, textile, printing and paper machine construction, iron and steel industries
CC 500 SY CC 500 SY (TR)	Packaging and wood working machine construction, press engineering, energy techniques, plastics processing and textile machine construction, electrical technology, beverage racks
ÖZ-0 (E) ÖZCuY-0 (E)	Chemical industry, for intrinsically safe circuits, on control panels in hazardous locations. Marking meets the requirements acc. to EN 60079-14 (VDE 0165-1) section 16.2.2.6
CC 600 World CC 600 World CY CC 600 T CC 600 DS T CC 600 CY T H05VV5-F H05VVC4V5-K	Machine tool and packaging machine construction, material handling and automation technologies, car manufacturing industry, CNC-machines
TA 835 Y (TR)	Our lamp cable is used in the lamp and light industry for the connection of halogen lamps and lighting or rather downlights. This cable is because of design reasons equipped with a transparent PVC outer sheath. The cores have a FEP insulation which is very temperature resistant and which is made to withstand the extremely high temperature of the halogen lights of up to +180 °C



■ Applications of PUR control cables

PUR control and connection cables are particularly suitable for control devices, e.g. on machine tools, conveyor or assembly lines, transporting equipment and production lines. They can be used at high mechanical load for fixed installation or flexible application with free movement, without tensile load and mechanically guided movement in dry, damp and wet rooms. These cables are used wherever abrasion resistance, notch toughness, oil and chemical resistance are strongly requested.

Exemplary applications:

CC 500 P
CC 500 CP
CC 540 P
CC 540 CP
CC 550 P
CC 550 CP
CC 600 P black, blue, red
CC 600 CP
CC 640 P
CC 640 CP

Due to the PUR outer sheath very well suitable for: machine and industrial plant construction, material handling techniques (e.g. working platforms and transportation systems), car manufacturing industry, handling and automation technologies, iron, steel and chemical industries

■ Applications of PUR connection cables

These cables are suitable for the use with high mechanical loads in dry, damp and wet rooms, e.g. as connection cable for electrical appliances and electric tools, particularly at low temperatures.

Exemplary applications:

YK11Y-J

Electric appliance construction (e.g. hand screw driver, drilling machines), electric tool construction (e.g. grass mowing machines, edge cutters, hedge clippers), in brick and cement works, for partial outdoor use

YMH11YÖ-J

Electric hand appliances (e.g. drilling machines, portable grinders and other electric tools) with high mechanical loads, steel, car manufacturing, mining and chemical industry, wherever the cables get in contact with oil or sharp edges, rough floors or metal scobs, application in dry rooms

■ Application of control cables with extra chemical resistance

These cables are multi-conductor 600 V control cables with UL recognition, chemical and oil resistant. The reduced outer diameter permits easy handling and installation in confined areas.

Exemplary applications:

CRX 600
CRX 600 C

Industrial painting machinery, water treatment facilities, chemical processing, harsh environments and areas utilizing various cleaning solvents. Control and power supply cables with Extra Chemical Resistance, such as MEK, Acetone, Xylene, Turpentine

■ You will find further information about the safe application of cables in chapter N

Control and connection cables

Selection table



		Cable type	CC 500	CC 500 B	ÖCYZ-J	CC 500 CY	CC 500 CY (TR)	CC 510	CC 510 CY	CC 500 SY	CC 500 SY (TR)	ÖZ-0 (E)	ÖZCüY-0 (E)	TA 835 Y (TR)	CC 500 P	YK11Y-J	CC 500 CP	CC 540 P	CC 540 CP	CC 550 P	CC 550 CP	SAB A 531 Rugged		
Basic construction	Numbered cores		•		•	•	•	•	•	•	•	•	•		•		•		•		•	•	•	
	Coloured cores			•												•		•	•				•	
	Screened				•	•	•		•				•				•		•				•	
	Steel wire protection									•	•								•				•	
	Inner sheath					•	•		•	•	•		•		• ⁵				•					
	Transparent outer sheath						•				•			•										
Temperature range fixed laying*	+105 °C																							
	+ 90 °C																							
	+ 70 °C																							
	- 25 °C																							
	- 30 °C																							
	- 40 °C																							
	- 50 °C																							
Voltage	Nominal voltage U ₀ /U 300/500 V		•	• ¹	•	•	•			•	•	•	•	•	•	•	•	•	•	•	•	•	•	
	Nominal voltage U ₀ /U 450/750 V			• ²														•	•	•	•	•	•	
	Nominal voltage U ₀ /U 0,6/1 kV							•	•															
	Voltage UL 600 V																							
	Voltage cUL 600 V																							
	Voltage cUL 1000 V																							
	Voltage CSA 600 V																							
	Voltage CSA 1000 V																							
	Testing voltage 2000 V														•	•	•	•	•	•	•	•	•	
	Testing voltage 2500 V														•									
	Testing voltage 3000 V		•	•	•	•	•				•	•	•	•					•	•				
	Testing voltage 4000 V							•	•														•	
Standards and approvals	Halogen-free acc. to IEC 60754-1 + VDE 0482-754-1																		•	•	•	•	•	
	Fire performance flame retardant and self-extinguishing acc. to IEC 60332-1-2 + VDE 0482-332-1-2		•	•	•	•	•	•	•	•	•	•	•						•	•	•	•	•	
	Fire performance UL VW-1																							
	Fire performance cUL FT1, FT2																							
	Fire performance CSA FT1																							
	Fire performance CSA FT1, FT2																							
	VDE-Reg. no.		•		•	•				•	•	•	•											
	DIN VDE standardized																							
	<HAR> standardized																							
	UL recognition																							
	cUL recognition (UL) listed																							
CSA approved																								
Characteristics	Oil resistance acc. to EN 50363-4-1 + VDE 0207-363-4-1														•	•	•	•	•	•	•	•	•	
	Oil resistance acc. to EN 50363-10-2 + VDE 0207-363-10-2														•	•	•	•	•	•	•	•	•	
	Oil resistance acc. to internal standard Oil 60 °C		•	•	•	•	•	•	•	•	•	•	•											
	Oilrating 60 °C acc. to UL 1581																							
	Fuel Oil acc. to CSA-C 22.2 No. 210																							
	Good chemical resistance														•	•	•	•	•	•	•	•	•	
	High mechanical loading capacity				•	•					•	•			•	•	•	•	•	•	•	•	•	
	Intrinsically safe												•	•										
	NFPA 79 for industrial machinery																							
	Impact and Crushing test acc. to UL 1277																							



1 from 0,50 mm² to 1,50 mm²
2 from 2,50 mm² to 50,0 mm²

3 from 0,75 mm² to 1,00 mm²
4 from 1,00 mm² to 16,0 mm²
5 from 4,00 mm²

**The temperature range for flexible application is mentioned on the corresponding catalogue page

Control and connection cables

Selection table



		Cable type	05V-K/MTW/TEW 07V-K/H07V-K/MTW/TEW	H05V2-K/H05V-K H07V2-K/H07V-K	H05VV5-F	H05VVC4V5-K	CC 600 black, blue	CC 600 CY Lean	CC 600 CY	CC 600 T	CC 600 CY T	CC 600 DS T	CC 600 MTW	CC 600 MTW CY	CC 600 World	CC 600 World CY	CC 600 P black, blue, red	CC 600 CP	CC 640 P	CC 640 CP	YMHT1Y0-J	CRX 600	CRX 600 C	
Basic construction	Numbered cores				•	•	•	•	•	•	•	•	•	•	•	•	•	•	•	•	•	•	•	
	Coloured cores		•	•																				
	Screened					•		•	•		•	•		•							•			
	Steel wire protection																							
	Inner sheath						•		•									• ⁵						
	Transparent outer sheath		•	•	•	•	•	•	•	•	•	•	•	•	•	•	•	•	•	•	•	•	•	
Temperature range fixed laying*	+105 °C		•	•	•	•	•	•	•	•	•	•	•	•	•	•	•	•	•	•	•	•	•	
	+ 90 °C		•	•	•	•	•	•	•	•	•	•	•	•	•	•	•	•	•	•	•	•	•	
	+ 70 °C		•	•	•	•	•	•	•	•	•	•	•	•	•	•	•	•	•	•	•	•	•	
	- 25 °C		•	•	•	•	•	•	•	•	•	•	•	•	•	•	•	•	•	•	•	•	•	•
	- 30 °C		•	•	•	•	•	•	•	•	•	•	•	•	•	•	•	•	•	•	•	•	•	•
	- 40 °C		•	•	•	•	•	•	•	•	•	•	•	•	•	•	•	•	•	•	•	•	•	•
	- 50 °C		•	•	•	•	•	•	•	•	•	•	•	•	•	•	•	•	•	•	•	•	•	•
Voltage	Nominal voltage U ₀ /U 300/500 V		•	•	•	•	•	•	•	•	•	•			•	•	•	•	•	•	•	•	•	
	Nominal voltage U ₀ /U 450/750 V		•	•																				
	Nominal voltage U ₀ /U 0,6/1 kV																							
	Voltage UL 600 V		•				•	•	•	•	•	•			•	•	•	•	•	•	•	•	•	
	Voltage cUL 600 V												•	•										
	Voltage cUL 1000 V																					•	•	
	Voltage CSA 600 V		•				•	•	•	•	•	•			•	•	•	•	•	•	•	•	•	
	Voltage CSA 1000 V													•	•									
	Testing voltage 2000 V		•	•				•	•	•	•	•						•	•		•		•	
	Testing voltage 2500 V		•	•														•	•		•		•	
	Testing voltage 3000 V				•	•	•		•									•	•			•		
Testing voltage 4000 V												•	•											
Standards and approvals	Halogen-free acc. to IEC 60754-1 + VDE 0482-754-1																		•	•				
	Fire performance flame retardant and self-extinguishing acc. to IEC 60332-1-2 + VDE 0482-332-1-2		•	•	•	•	•	•	•	•	•	•			•	•	•	•	•	•	•	•	•	
	Fire performance UL VW-1		•																			•	•	
	Fire performance cUL FT1, FT2																					•	•	
	Fire performance CSA FT1																							
	Fire performance CSA FT1, FT2		•																					
	VDE-Reg. no.								•															
	DIN VDE standardized		•	•	•	•																•		
	<HAR> standardized		•	•	•	•																		
	UL recognition		•					•	•	•	•	•	•	•	•	•	•	•	•	•	•	•	•	
	cUL recognition (UL) listed		•											•	•							•	•	
CSA approved		•					•	•	•	•	•	•	•	•	•	•	•	•	•	•	•	•		
Characteristics	Oil resistance acc. to EN 50363-4-1 + VDE 0207-363-4-1				•	•	•	•	•				•	•	•	•								
	Oil resistance acc. to EN 50363-10-2 + VDE 0207-363-10-2																		•	•	•			
	Oil resistance acc. to internal standard												•	•								•	•	
	Oil 60 °C						•		•				•	•								•	•	
	Oilrating 60 °C acc. to UL 1581																	•	•					
	Fuel Oil acc. to CSA-C 22.2 No. 210								•					•	•									
	Good chemical resistance																	•	•	•	•	•	•	
	High mechanical loading capacity							•	•	•								•	•	•	•	•	•	
	Intrinsically safe																							
	NFPA 79 for industrial machinery		•											•	•									
Impact and Crushing test acc. to UL 1277													•	•										



1 from 0,50 mm² to 1,50 mm²
2 from 2,50 mm² to 50,0 mm²

3 from 0,75 mm² to 1,00 mm²
4 from 1,00 mm² to 16,0 mm²
5 from 4,00 mm²

**The temperature range for flexible application is mentioned on the corresponding catalogue page

Control and connection cables

CC 500

PVC control cable with numbered cores



marking example:

SAB BRÜCKSKES · D-VIERSEN · ÖZ-J <VDE-REG 7000> CC 500 12x1,5 mm² CE

Construction:

Conductor:	bare copper strands acc. to IEC 60228, VDE 0295, class 5
Insulation:	PVC, Tl2 acc. to EN 50363-3 + VDE 0207-363-3
Colour code:	black cores with consecutive numbers acc. to EN 50334 + VDE 0293-334, green-yellow earth wire from 3 cores
Stranding:	in layers
Sheath material:	PVC, TM2 acc. to EN 50363-4-1 + VDE 0207-363-4-1
Sheath colour:	grey (RAL 7000)

Outstanding features:

- » flexible
- » numbered cores
- » small bending radius

Technical data:

Nominal voltage:	U ₀ /U 300/500 V
Testing voltage:	core/core 3000 V
Min. bending radius	
<i>fixed laying:</i>	4 x d
<i>flexible application:</i>	6 x d
Radiation resistance:	8 x 10 ⁷ cJ/kg
Temperature range	
<i>fixed laying:</i>	-40/+70 °C
<i>flexible application:</i>	+5/+70 °C
Fire performance:	flame retardant and self-extinguishing acc. to IEC 60332-1-2 + VDE 0482-332-1-2
Oil resistance:	acc. to internal standard, see chapter N „Technical data“
Chem. resistance:	see chapter N „Technical data“
Absence of harmful substances:	acc. to RoHS directive of the European Union, see chapter N „Technical data“

Also available as hybrid cable without reg. no. for example:

3G1,0 + 16 x 0,34 mm²

3G1,0 + 08 x 0,34 mm²

1G0,5 + 04 x 0,34 mm²

Peak operating voltage of data conductors: max. 500 V

item no.	no. of cores x cross section n x mm ²	largest single wire ø mm	outer-ø ± 10% mm	copper figure kg/km	cable weight ≈ kg/km
02000205	2 x 0,50	0,21	5,1	9,6	37
02000305	3 x 0,50	0,21	5,4	14,4	43
02000405	4 x 0,50	0,21	5,8	19,2	52
02000505	5 x 0,50	0,21	6,5	24,0	64
02000705	7 x 0,50	0,21	7,1	33,6	80
02000805	8 x 0,50	0,21	8,3	38,4	99
02000905	9 x 0,50	0,21	8,8	43,2	110
02001005	10 x 0,50	0,21	9,2	48,0	117
02001205	12 x 0,50	0,21	9,5	57,6	132
02001405	14 x 0,50	0,21	9,9	67,2	148
02001605	16 x 0,50	0,21	10,6	76,8	171
02001805	18 x 0,50	0,21	11,2	86,4	189
02002105	21 x 0,50	0,21	12,4	100,8	225
02002505	25 x 0,50	0,21	13,6	120,0	260
02003005	30 x 0,50	0,21	14,0	144,0	298
02003405	34 x 0,50	0,21	15,3	163,2	341
02004005	40 x 0,50	0,21	16,5	192,0	399
02004205	42 x 0,50	0,21	16,5	201,6	414
02005005	50 x 0,50	0,21	18,1	240,0	485
02006105	61 x 0,50	0,21	19,4	292,8	529
02006505	65 x 0,50	0,21	20,4	312,0	619
02008005	80 x 0,50	0,21	22,2	384,0	752

item no.	no. of cores x cross section n x mm ²	largest single wire ø mm	outer-ø ± 10% mm	copper figure kg/km	cable weight ≈ kg/km
02000207	2 x 0,75	0,21	5,7	14,4	47
02000307	3 x 0,75	0,21	6,2	21,6	59
02000407	4 x 0,75	0,21	6,7	28,8	71
02000507	5 x 0,75	0,21	7,3	36,0	84
02000707	7 x 0,75	0,21	8,2	50,4	110
02000807	8 x 0,75	0,21	9,6	57,6	136
02000907	9 x 0,75	0,21	10,2	64,8	152
02001007	10 x 0,75	0,21	10,6	72,0	159
02001207	12 x 0,75	0,21	10,9	86,4	181
02001407	14 x 0,75	0,21	11,4	100,8	203
02001607	16 x 0,75	0,21	12,2	115,2	234
02001807	18 x 0,75	0,21	12,9	129,6	258
02002107	21 x 0,75	0,21	14,3	151,2	305
02002507	25 x 0,75	0,21	15,6	180,0	354
02003007	30 x 0,75	0,21	16,3	216,0	417
02003407	34 x 0,75	0,21	17,8	244,8	473
02004007	40 x 0,75	0,21	19,0	288,0	546
02004207	42 x 0,75	0,21	19,0	302,4	565
02005007	50 x 0,75	0,21	21,0	360,0	672
02006107	61 x 0,75	0,21	22,5	439,2	803
02006507	65 x 0,75	0,21	23,9	468,0	869
02008007	80 x 0,75	0,21	25,7	576,0	1040

Continued on next page

Control and connection cables

CC 500

PVC control cable with numbered cores



marking example:

SAB BRÜCKSKES · D-VIERSEN · ÖZ-J <VDE-REG 7000> CC 500 12x1,5 mm² CE

item no.	no. of cores x cross section n x mm ²	largest single wire ø mm	outer-ø ± 10% mm	copper figure kg/km	cable weight ≈ kg/km
02000210	2 x 1,00	0,21	5,9	19,2	53
02000310	3 x 1,00	0,21	6,4	28,8	67
02000410	4 x 1,00	0,21	7,0	38,4	82
02000510	5 x 1,00	0,21	7,8	48,0	101
02000710	7 x 1,00	0,21	8,5	67,2	128
02000810	8 x 1,00	0,21	9,9	76,8	157
02000910	9 x 1,00	0,21	10,8	86,4	181
02001010	10 x 1,00	0,21	11,0	96,0	189
02001210	12 x 1,00	0,21	11,3	115,2	211
02001410	14 x 1,00	0,21	12,1	134,4	244
02001610	16 x 1,00	0,21	12,7	153,6	273
02001810	18 x 1,00	0,21	13,6	172,8	309
02002110	21 x 1,00	0,21	15,0	201,6	363
02002510	25 x 1,00	0,21	16,4	240,0	422
02003010	30 x 1,00	0,21	17,0	288,0	488
02003410	34 x 1,00	0,21	18,5	326,4	556
02004010	40 x 1,00	0,21	19,9	384,0	651
02004210	42 x 1,00	0,21	19,9	403,2	677
02005010	50 x 1,00	0,21	21,9	480,0	792
02006110	61 x 1,00	0,21	23,6	585,6	959
02006510	65 x 1,00	0,21	24,8	624,0	1024
02008010	80 x 1,00	0,21	27,0	768,0	1243
02000215	2 x 1,50	0,26	6,7	28,8	71
02000315	3 x 1,50	0,26	7,1	43,2	87
02000415	4 x 1,50	0,26	7,9	57,6	109
02000515	5 x 1,50	0,26	8,6	72,0	130
02000715	7 x 1,50	0,26	9,6	100,8	172
02000815	8 x 1,50	0,26	11,2	115,2	210
02000915	9 x 1,50	0,26	12,2	129,6	234
02001015	10 x 1,50	0,26	12,4	144,0	246
02001215	12 x 1,50	0,26	12,8	172,8	282
02001415	14 x 1,50	0,26	13,6	201,6	325
02001615	16 x 1,50	0,26	14,3	230,4	365
02001815	18 x 1,50	0,26	15,3	259,2	413
02002115	21 x 1,50	0,26	16,9	302,4	486
02002515	25 x 1,50	0,26	18,5	360,0	570
02003015	30 x 1,50	0,26	19,3	432,0	669
02003415	34 x 1,50	0,26	21,0	489,6	760
02004015	40 x 1,50	0,26	22,6	576,0	891
02004215	42 x 1,50	0,26	22,6	604,8	926

item no.	no. of cores x cross section n x mm ²	largest single wire ø mm	outer-ø ± 10% mm	copper figure kg/km	cable weight ≈ kg/km
02005015	50 x 1,50	0,26	24,8	720,0	1089
02006115	61 x 1,50	0,26	26,7	878,4	1315
02006515	65 x 1,50	0,26	28,3	936,0	1419
02008015	80 x 1,50	0,26	30,5	1152,0	1709
02000225	2 x 2,50	0,26	8,1	48,0	107
02000325	3 x 2,50	0,26	8,6	72,0	133
02000425	4 x 2,50	0,26	9,5	96,0	166
02000525	5 x 2,50	0,26	10,6	120,0	205
02000725	7 x 2,50	0,26	11,6	168,0	264
02000825	8 x 2,50	0,26	13,8	192,0	327
02000925	9 x 2,50	0,26	14,9	216,0	368
02001025	10 x 2,50	0,26	15,2	240,0	384
02001225	12 x 2,50	0,26	15,7	288,0	441
02001425	14 x 2,50	0,26	16,6	336,0	508
02001625	16 x 2,50	0,26	17,5	384,0	572
02001825	18 x 2,50	0,26	18,7	432,0	641
02002125	21 x 2,50	0,26	20,9	504,0	766
02002525	25 x 2,50	0,26	22,8	600,0	888
02000340	3 x 4,00	0,31	10,2	115,2	196
02000440	4 x 4,00	0,31	11,3	153,6	247
02000540	5 x 4,00	0,31	12,6	192,0	305
02000740	7 x 4,00	0,31	13,9	268,8	400
02000360	3 x 6,00	0,31	12,1	172,8	286
02000460	4 x 6,00	0,31	13,2	230,4	353
02000560	5 x 6,00	0,31	14,9	288,0	443
02000760	7 x 6,00	0,31	16,4	403,2	580
02000461	4 x 10,0	0,41	17,1	384,0	600
02000561	5 x 10,0	0,41	19,3	480,0	750
02000761	7 x 10,0	0,41	21,2	672,0	981
02000462	4 x 16,0	0,41	21,1	614,4	918
02000562	5 x 16,0	0,41	23,6	768,0	1138
02000762	7 x 16,0	0,41	26,0	1075,2	1494
02000463	4 x 25,0	0,41	25,5	960,0	1438
02000563	5 x 25,0	0,41	28,6	1200,0	1803
02000763	7 x 25,0	0,41	31,6	1680,0	2362
02000464	4 x 35,0	0,41	29,5	1344,0	1985
02000564	5 x 35,0	0,41	32,9	1680,0	2483
02000764	7 x 35,0	0,41	36,4	2352,0	3259
02000465	4 x 50,0	0,41	33,9	1920,0	2714

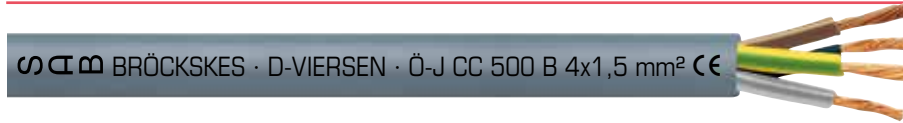
Other dimensions and colours are possible on request.

even more than
100 cores are possible

Control and connection cables

CC 500 B

PVC connection cable with coloured cores



marking example:

SAB BRÖCKSKES · D-VIERSEN · Ö-J CC 500 B 4x1,5 mm² CE

Construction:

Conductor:	bare copper strands acc. to IEC 60228, VDE 0295, class 5
Insulation:	PVC, TI2 acc. to EN 50363-3 + VDE 0207-363-3
Colour code:	coloured acc. to HD 308 (VDE 0293-308), green-yellow earth wire from 3 cores
Stranding:	in layers
Sheath material:	PVC, TM2 acc. to EN 50363-4-1 + VDE 0207-363-4-1
Sheath colour:	grey (RAL 7000)

Outstanding features:

- » flexible
- » coloured cores
- » small bending radius

Technical data:

Nominal voltage:	0,50 mm ² - 1,50 mm ² : U ₀ /U 300/500 V 2,50 mm ² - 50,0 mm ² : U ₀ /U 450/750 V
Testing voltage:	core/core 3000 V
Min. bending radius	
<i>fixed laying:</i>	4 x d
<i>flexible application:</i>	6 x d
Radiation resistance:	8 x 10 ⁷ cJ/kg
Temperature range	
<i>fixed laying:</i>	-40/+70 °C
<i>flexible application:</i>	+5/+70 °C
Fire performance:	flame retardant and self-extinguishing acc. to IEC 60332-1-2 + VDE 0482-332-1-2
Oil resistance:	acc. to internal standard, see chapter N „Technical data“
Chem. resistance:	see chapter N „Technical data“
Absence of harmful substances:	acc. to RoHS directive of the European Union, see chapter N „Technical data“

item no.	no. of cores x cross section n x mm ²	largest single wire ø mm	outer-ø ± 10% mm	copper figure kg/km	cable weight ≈ kg/km
02050205	2 x 0,50	0,21	4,8	9,6	33
02050305	3 x 0,50	0,21	5,1	14,4	40
02050405	4 x 0,50	0,21	5,5	19,2	47
02050505	5 x 0,50	0,21	6,2	24,0	61
02050705	7 x 0,50	0,21	6,7	33,6	74
02050207	2 x 0,75	0,21	5,6	14,4	46
02050307	3 x 0,75	0,21	5,7	21,6	52
02050407	4 x 0,75	0,21	6,2	28,8	64
02050507	5 x 0,75	0,21	6,7	36,0	78
02050707	7 x 0,75	0,21	7,5	50,4	100
02050210	2 x 1,00	0,21	5,5	19,2	48
02050310	3 x 1,00	0,21	6,1	28,8	63
02050410	4 x 1,00	0,21	6,5	38,4	75
02050510	5 x 1,00	0,21	7,1	48,0	92
02050710	7 x 1,00	0,21	8,0	67,2	120
02050215	2 x 1,50	0,26	6,2	28,8	64
02050315	3 x 1,50	0,26	6,5	43,2	79
02050415	4 x 1,50	0,26	7,6	57,6	103
02050515	5 x 1,50	0,26	8,0	72,0	121
02050715	7 x 1,50	0,26	8,9	100,8	160

item no.	no. of cores x cross section n x mm ²	largest single wire ø mm	outer-ø ± 10% mm	copper figure kg/km	cable weight ≈ kg/km
02050225	2 x 2,50	0,26	8,8	48,0	121
02050325	3 x 2,50	0,26	9,5	72,0	151
02050425	4 x 2,50	0,26	10,6	96,0	190
02050525	5 x 2,50	0,26	11,6	120,0	232
02050725	7 x 2,50	0,26	12,8	168,0	297
02050340	3 x 4,00	0,31	10,8	115,2	213
02050440	4 x 4,00	0,31	12,0	153,6	267
02050540	5 x 4,00	0,31	13,1	192,0	327
02050360	3 x 6,00	0,31	12,7	172,8	303
02050460	4 x 6,00	0,31	14,1	230,4	381
02050560	5 x 6,00	0,31	15,7	288,0	466
02050760	7 x 6,00	0,31	17,3	403,2	613
02050361	3 x 10,0	0,41	15,8	288,0	492
02050461	4 x 10,0	0,41	17,8	384,0	627
02050561	5 x 10,0	0,41	19,7	480,0	783
02050462	4 x 16,0	0,41	21,1	614,4	935
02050463	4 x 25,0	0,41	25,5	960,0	1456
02050464	4 x 35,0	0,41	28,8	1344,0	1978
02050465	4 x 50,0	0,41	34,6	1920,0	2769

Other dimensions and colours are possible on request.

Control and connection cables


ÖCYZ-J

PVC control cable with numbered cores and overall copper screen

miniaturized
version



RÖCKSKES · D-VIERSEN · ÖCYZ-J CC 238 5G1,50mm² CE



marking example:

SAB BRÖCKSKES · D-VIERSEN · ÖCYZ-J CC 238 5G1,50mm² CE

Construction:

Conductor:	bare copper strands acc. to IEC 60228, VDE 0295, class 5
Insulation:	PVC, T12 acc. to EN 50363-3 + VDE 0207-363-3
Colour code:	black cores with consecutive numbers acc. to EN 50334 + VDE 0293-334, green-yellow earth wire from 3 cores
Stranding:	in layers
Wrapping:	PETP foil
Screen:	tinned copper braiding
Sheath material:	PVC, TM2 acc. to EN 50363-4-1 + VDE 0207-363-4-1
Sheath colour:	grey (RAL 7000)

Outstanding features:

- » good EMC characteristics
- » flexible
- » small outer diameter
- » small bending radius

Technical data:

Nominal voltage:	U _o /U 300/500V
Testing voltage:	core/core 3000 V core/screen 2000 V
Min. bending radius	
<i>fixed laying:</i>	5 x d
<i>flexible application:</i>	10 x d
Radiation resistance:	8 x 10 ⁷ cJ/kg
Temperature range	
<i>fixed laying:</i>	-40/+70 °C
<i>flexible application:</i>	+5/+70 °C
Fire performance:	flame retardant and self-extinguishing acc. to IEC 60332-1-2 + VDE 0482-332-1-2
Oil resistance:	acc. to internal standard, see chapter N „Technical data“
Chem. resistance:	see chapter N „Technical data“
Absence of harmful substances:	acc. to RoHS directive of the European Union, see chapter N „Technical data“

item no.	no. of cores x cross section n x mm ²	largest single wire ø mm	outer-ø ± 10% mm	copper figure kg/km	cable weight ≈ kg/km
02380305	3 x 0,50	0,21	5,6	30,7	47
02380405	4 x 0,50	0,21	6,2	48,0	59
02380505	5 x 0,50	0,21	6,7	55,9	71
02380705	7 x 0,50	0,21	7,2	71,1	84
02381005	10 x 0,50	0,21	9,3	98,1	124
02381205	12 x 0,50	0,21	9,6	108,1	140
02381805	18 x 0,50	0,21	11,4	143,3	214
02382505	25 x 0,50	0,21	13,8	189,7	284
02384005	40 x 0,50	0,21	16,8	299,4	452
02386105	61 x 0,50	0,21	19,6	428,7	636
02380207	2 x 0,75	0,21	6,1	31,1	46
02380307	3 x 0,75	0,21	6,4	50,6	62
02380407	4 x 0,75	0,21	6,9	61,1	73
02380507	5 x 0,75	0,21	7,7	73,7	87
02380707	7 x 0,75	0,21	8,3	89,0	112
02381007	10 x 0,75	0,21	10,9	127,4	157
02381207	12 x 0,75	0,21	11,2	142,4	195
02381807	18 x 0,75	0,21	13,3	197,9	275
02382507	25 x 0,75	0,21	16,2	284,6	371
02383207	32 x 0,75	0,21	17,3	358,2	477
02384007	40 x 0,75	0,21	19,5	422,5	589
02386107	61 x 0,75	0,21	22,7	609,7	835
02380310	3 x 1,00	0,21	6,6	58,2	69
02380410	4 x 1,00	0,21	7,1	75,7	86
02380510	5 x 1,00	0,21	8,0	86,1	103
02380710	7 x 1,00	0,21	8,6	108,2	130
02381010	10 x 1,00	0,21	11,2	152,2	201
02381210	12 x 1,00	0,21	11,8	172,1	237
02381810	18 x 1,00	0,21	13,8	242,1	331
02382510	25 x 1,00	0,21	16,8	346,5	465
02383210	32 x 1,00	0,21	18,2	437,3	574
02384010	40 x 1,00	0,21	20,2	521,3	710

item no.	no. of cores x cross section n x mm ²	largest single wire ø mm	outer-ø ± 10% mm	copper figure kg/km	cable weight ≈ kg/km
02386110	61 x 1,00	0,21	23,8	760,0	1010
02380215	2 x 1,50	0,26	6,9	60,7	72
02380315	3 x 1,50	0,26	7,5	80,5	91
02380415	4 x 1,50	0,26	8,1	95,6	111
02380515	5 x 1,50	0,26	9,0	113,2	132
02380715	7 x 1,50	0,26	9,7	151,2	175
02381015	10 x 1,50	0,26	12,6	202,8	261
02381215	12 x 1,50	0,26	13,3	240,8	309
02381815	18 x 1,50	0,26	15,7	362,3	432
02382515	25 x 1,50	0,26	19,1	492,1	611
02383215	32 x 1,50	0,26	20,6	597,7	756
02384215	42 x 1,50	0,26	22,9	775,3	980
02386115	61 x 1,50	0,26	26,9	1064,7	1348
02380325	3 x 2,50	0,26	9,0	113,0	135
02380425	4 x 2,50	0,26	9,7	146,2	167
02380525	5 x 2,50	0,26	11,0	175,0	217
02380725	7 x 2,50	0,26	12,1	225,1	284
02381025	10 x 2,50	0,26	15,7	342,7	434
02381225	12 x 2,50	0,26	16,4	392,0	490
02381825	18 x 2,50	0,26	19,3	564,1	712
02382525	25 x 2,50	0,26	23,4	770,1	959
02383425	34 x 2,50	0,26	26,3	997,8	1299
02380440	4 x 4,00	0,31	11,5	210,7	252
02380540	5 x 4,00	0,31	12,8	260,0	313
02380460	4 x 6,00	0,31	13,6	298,4	359
02380560	5 x 6,00	0,31	15,3	358,7	444
02380461	4 x 10,0	0,41	17,8	517,1	615
02380561	5 x 10,0	0,41	19,3	620,5	776
02380462	4 x 16,0	0,41	21,5	756,0	917
02380562	5 x 16,0	0,41	24,0	944,0	1135
02380463	4 x 25,0	0,41	26,0	1145,7	1419
02380563	5 x 25,0	0,41	28,9	1399,2	1779

Other dimensions and colours are possible on request.

Control and connection cables

CC 500 CY

item group 0240.... PVC control cable with numbered cores, inner sheath and overall copper screen

CC 500 CY (TR)

item group 0244.... PVC control cable with numbered cores, inner sheath, overall copper screen and transparent outer sheath



marking example:

SAB BRÖCKSKES · D-VIERSEN · ÖZCuY-J (TR) <VDE-REG 7000> CC 500 CY (TR) 4x1,0mm² CE

Construction:

Conductor:	bare copper strands acc. to IEC 60228, VDE 0295, class 5
Insulation:	PVC, Tl2 acc. to EN 50363-3 + VDE 0207-363-3
Colour code:	black cores with consecutive numbers acc. to EN 50334 + VDE 0293-334, green-yellow earth wire from 3 cores
Stranding:	in layers
Inner Sheath:	PVC, TM2 acc. to EN 50363-4-1 + VDE 0207-363-4-1
Screen:	tinned copper braiding
Sheath material:	PVC, TM2 acc. to EN 50363-4-1 + VDE 0207-363-4-1
Sheath colour:	CC 500 CY: grey (RAL 7000) CC 500 CY (TR): transparent

Technical data:

Nominal voltage:	Uo/U 300/500V
Testing voltage:	core/core 3000 V core/screen 2000 V
Min. bending radius	
fixed laying:	5 x d
flexible application:	10 x d
Radiation resistance:	8 x 10 ⁷ cJ/kg
Temperature range	
fixed laying:	-40/+70 °C
flexible application:	+5/+70 °C
Fire performance:	flame retardant and self-extinguishing acc. to IEC 60332-1-2 + VDE 0482-332-1-2
Oil resistance:	acc. to internal standard, see chapter N „Technical data“
Chem. resistance:	see chapter N „Technical data“
Absence of harmful substances:	acc. to RoHS directive of the European Union, see chapter N „Technical data“

Outstanding features:

- » good EMC characteristics
- » flexible
- » high mechanical loading capacity

item no. 0240..../ 0244....	no. of cores x cross section n x mm ²	largest single wire ø mm	outer-ø ± 10% mm	copper figure kg/km	cable weight ≈ kg/km
...0205	2 x 0,50	0,21	7,3	55,3	72
...0305	3 x 0,50	0,21	7,8	60,6	84
...0405	4 x 0,50	0,21	8,1	66,4	92
...0505	5 x 0,50	0,21	8,7	81,3	107
...0705	7 x 0,50	0,21	9,5	92,0	130
...1205	12 x 0,50	0,21	12,1	133,4	210
...1805	18 x 0,50	0,21	14,0	180,8	283
...2505	25 x 0,50	0,21	16,6	244,4	388
...3405	34 x 0,50	0,21	18,3	272,9	485
...4205	42 x 0,50	0,21	19,7	336,3	578
...5005	50 x 0,50	0,21	21,3	366,1	655
...6105	61 x 0,50	0,21	22,6	430,3	764
...0207	2 x 0,75	0,21	8,1	61,2	99
...0307	3 x 0,75	0,21	8,4	69,0	112
...0407	4 x 0,75	0,21	9,1	86,5	126
...0507	5 x 0,75	0,21	9,7	94,8	150
...0707	7 x 0,75	0,21	10,6	110,7	179
...1207	12 x 0,75	0,21	13,7	180,0	265
...1807	18 x 0,75	0,21	15,9	227,4	361
...2507	25 x 0,75	0,21	18,8	311,4	511
...3407	34 x 0,75	0,21	21,0	384,2	648
...4207	42 x 0,75	0,21	22,2	446,5	762
...5007	50 x 0,75	0,21	24,2	536,5	874
...6107	61 x 0,75	0,21	25,7	623,2	1023
...0210	2 x 1,00	0,21	8,3	66,4	109
...0310	3 x 1,00	0,21	8,6	76,5	121
...0410	4 x 1,00	0,21	9,4	96,4	144

item no. 0240..../ 0244....	no. of cores x cross section n x mm ²	largest single wire ø mm	outer-ø ± 10% mm	copper figure kg/km	cable weight ≈ kg/km
...0510	5 x 1,00	0,21	10,0	107,4	165
...0710	7 x 1,00	0,21	11,1	128,1	203
...1210	12 x 1,00	0,21	14,3	209,6	303
...1810	18 x 1,00	0,21	16,5	271,8	423
...2510	25 x 1,00	0,21	19,6	373,4	584
...3410	34 x 1,00	0,21	21,7	468,3	754
...4210	42 x 1,00	0,21	23,1	550,3	888
...5010	50 x 1,00	0,21	25,2	661,7	1019
...6110	61 x 1,00	0,21	27,0	775,4	1187
...0215	2 x 1,50	0,26	9,1	86,1	124
...0315	3 x 1,50	0,26	9,5	101,2	146
...0415	4 x 1,50	0,26	10,1	116,8	168
...0515	5 x 1,50	0,26	11,2	145,4	209
...0715	7 x 1,50	0,26	12,2	176,3	249
...1215	12 x 1,50	0,26	15,8	270,2	395
...1815	18 x 1,50	0,26	18,5	389,0	559
...2515	25 x 1,50	0,26	21,7	501,6	764
...3415	34 x 1,50	0,26	24,2	666,5	967
...4215	42 x 1,50	0,26	25,8	788,8	1156
...5015	50 x 1,50	0,26	28,4	914,9	1360
...6115	61 x 1,50	0,26	30,1	1080,8	1588
...0325	3 x 2,50	0,26	11,2	132,9	208
...0425	4 x 2,50	0,26	12,1	171,2	244
...0525	5 x 2,50	0,26	13,2	212,5	293
...0725	7 x 2,50	0,26	14,6	262,7	370
...1225	12 x 2,50	0,26	18,9	418,8	607
...1825	18 x 2,50	0,26	21,9	573,6	846

Other dimensions and colours are possible on request.

Control and connection cables

CC 510

PVC control cable with numbered cores 0,6/1 kV

0.6/1 kV

SABControl



marking example:

SAB BRÖCKSKES · D-VIERSEN · CC 510 0,6/1kV 12x1,5mm² CE

Construction:

Conductor:	bare copper strands acc. to IEC 60228, VDE 0295, class 5
Insulation:	PVC, Tl2 acc. to EN 50363-3 + VDE 0207-363-3
Colour code:	black cores with consecutive numbers acc. to EN 50334 + VDE 0293-334, green-yellow earth wire from 3 cores
Stranding:	in layers
Sheath material:	PVC, TM2 acc. to EN 50363-4-1 + VDE 0207-363-4-1
Sheath colour:	black (RAL 9005)

Outstanding features:

- » flexible
- » numbered cores
- » small bending radius
- » sunlight resistant

Technical data:

Nominal voltage:	U ₀ /U 0,6/1 kV
Testing voltage:	core/core 4000 V
Min. bending radius	
<i>fixed laying:</i>	4 x d
<i>flexible application:</i>	6 x d
Radiation resistance:	8 x 10 ⁷ cJ/kg
Temperature range	
<i>fixed laying:</i>	-40/+70 °C
<i>flexible application:</i>	+5/+70 °C
Fire performance:	flame retardant and self-extinguishing acc. to IEC 60332-1-2 + VDE 0482-332-1-2
Oil resistance:	acc. to internal standard, see chapter N „Technical data“
Chem. resistance:	see chapter N „Technical data“
Absence of harmful substances:	acc. to RoHS directive of the European Union, see chapter N „Technical data“

item no.	no. of cores x cross section n x mm ²	largest single wire ø mm	outer-ø ± 10% mm	copper figure kg/km	cable weight ≈ kg/km
32010210	2 x 1,00	0,21	7,4	19,2	78
32010310	3 x 1,00	0,21	7,8	28,8	92
32010410	4 x 1,00	0,21	8,4	38,4	109
32010510	5 x 1,00	0,21	9,2	48,0	130
32010710	7 x 1,00	0,21	9,9	67,2	161
32010810	8 x 1,00	0,21	11,8	76,8	202
32010910	9 x 1,00	0,21	12,6	86,4	224
32011010	10 x 1,00	0,21	12,8	96,0	232
32011210	12 x 1,00	0,21	13,2	115,2	263
32011410	14 x 1,00	0,21	13,8	134,4	296
32011610	16 x 1,00	0,21	14,6	153,6	332
32011810	18 x 1,00	0,21	15,7	172,8	382
32012110	21 x 1,00	0,21	17,2	201,6	439
32010215	2 x 1,50	0,26	8,4	28,8	103
32010315	3 x 1,50	0,26	8,9	43,2	122
32010415	4 x 1,50	0,26	9,6	57,6	146
32010515	5 x 1,50	0,26	10,5	72,0	172
32010715	7 x 1,50	0,26	11,8	100,8	230
32010815	8 x 1,50	0,26	13,6	115,2	271
32010915	9 x 1,50	0,26	14,5	129,6	299
32011015	10 x 1,50	0,26	14,8	144,0	313
32011215	12 x 1,50	0,26	15,7	172,8	373
32011415	14 x 1,50	0,26	16,4	201,6	420
32011615	16 x 1,50	0,26	17,3	230,4	471
32011815	18 x 1,50	0,26	18,2	259,2	521

item no.	no. of cores x cross section n x mm ²	largest single wire ø mm	outer-ø ± 10% mm	copper figure kg/km	cable weight ≈ kg/km
32012115	21 x 1,50	0,26	20,4	302,4	620
32010225	2 x 2,50	0,26	9,6	48,0	140
32010325	3 x 2,50	0,26	10,1	72,0	169
32010425	4 x 2,50	0,26	11,4	96,0	215
32010525	5 x 2,50	0,26	12,5	120,0	258
32010725	7 x 2,50	0,26	13,6	168,0	326
32010825	8 x 2,50	0,26	16,2	192,0	403
32010925	9 x 2,50	0,26	17,2	216,0	507
32011025	10 x 2,50	0,26	17,6	240,0	464
32011225	12 x 2,50	0,26	18,1	288,0	532
32010340	3 x 4,00	0,31	12,2	115,2	252
32010440	4 x 4,00	0,31	12,9	153,6	294
32010540	5 x 4,00	0,31	14,1	192,0	349
32010740	7 x 4,00	0,31	15,8	268,8	468
32010360	3 x 6,00	0,31	12,9	172,8	311
32010460	4 x 6,00	0,31	14,1	230,4	383
32010560	5 x 6,00	0,31	15,9	288,0	478
32010760	7 x 6,00	0,31	19,1	403,2	660
32010461	4 x 10,0	0,41	18,7	384,0	596
32010561	5 x 10,0	0,41	20,6	480,0	732
32010462	4 x 16,0	0,41	22,5	614,4	876
32010562	5 x 16,0	0,41	25,2	768,0	1100
32010463	4 x 25,0	0,41	29,2	960,0	1448
32010563	5 x 25,0	0,41	32,1	1200,0	1964
32010464	4 x 35,0	0,41	32,6	1344,0	2104

Other dimensions and colours are possible on request.

Control and connection cables

CC 510 CY

PVC control cable with numbered cores, inner sheath and overall copper screen 0,6/1 kV

0.6/1 kV

SAB Control

ES · D-VIERSEN · CC 510 CY 0,6/1kV 12x1,5mm² CE



marking example:

SAB BRÜCKSKES · D-VIERSEN · CC 510 CY 0,6/1kV 12x1,5mm² CE

Construction:

Conductor:	bare copper strands acc. to IEC 60228, VDE 0295, class 5
Insulation:	PVC, Tl2 acc. to EN 50363-3 + VDE 0207-363-3
Colour code:	black cores with consecutive numbers acc. to EN 50334 + VDE 0293-334, green-yellow earth wire from 3 cores
Stranding:	in layers
Inner sheath:	PVC, TM2 acc. to EN 50363-4-1 + VDE 0207-363-4-1
Screen:	tinned copper braiding
Sheath material:	PVC, TM2 acc. to EN 50363-4-1 + VDE 0207-363-4-1
Sheath colour:	black (RAL 9005)

Outstanding features:

- » good EMC characteristics
- » flexible
- » numbered cores
- » small bending radius
- » sunlight resistant

Technical data:

Nominal voltage:	U ₀ /U 0,6/1 kV
Testing voltage:	core/core 4000 V core/screen 4000 V
Min. bending radius	
<i>fixed laying:</i>	5 x d
<i>flexible application:</i>	10 x d
Radiation resistance:	8 x 10 ⁷ cJ/kg
Temperature range	
<i>fixed laying:</i>	-40/+70 °C
<i>flexible application:</i>	+5/+70 °C
Fire performance:	flame retardant and self-extinguishing acc. to IEC 60332-1-2 + VDE 0482-332-1-2
Oil resistance:	acc. to internal standard, see chapter N „Technical data“
Chem. resistance:	see chapter N „Technical data“
Absence of harmful substances:	acc. to RoHS directive of the European Union, see chapter N „Technical data“

item no.	no. of cores x cross section n x mm ²	largest single wire ø mm	outer-ø ± 10% mm	copper figure kg/km	cable weight ≈ kg/km
32020210	2 x 1,00	0,21	9,4	45,4	130
32020310	3 x 1,00	0,21	9,8	55,1	145
32020410	4 x 1,00	0,21	10,4	67,6	167
32020510	5 x 1,00	0,21	11,6	95,9	211
32020710	7 x 1,00	0,21	12,7	121,6	260
32021210	12 x 1,00	0,21	16,2	212,9	411
32021910	19 x 1,00	0,21	18,9	293,9	574
32020315	3 x 1,50	0,26	11,3	90,9	200
32020415	4 x 1,50	0,26	12,2	111,7	237
32020515	5 x 1,50	0,26	13,3	131,6	280
32020715	7 x 1,50	0,26	14,6	186,4	355
32020815	8 x 1,50	0,26	16,8	213,3	427
32021215	12 x 1,50	0,26	18,9	284,3	553
32021915	19 x 1,50	0,26	21,8	411,7	771
32020325	3 x 2,50	0,26	12,9	126,6	269
32020825	8 x 2,50	0,26	19,6	315,4	596

Other dimensions and colours are possible on request.

Control and connection cables




CC 500 SY

item group 0220... PVC control cable with numbered cores, inner sheath and steel wire armouring

CC 500 SY (TR)

item group 0218... PVC control cable with numbered cores, inner sheath, steel wire armouring and transparent outer sheath



marking example:

SAB BRÖCKSKES · D-VIERSEN · ÖSZY-J (TR) <VDE-REG 7000> CC 500 SY (TR) 4x0,5mm² CE

Construction:

Conductor:	bare copper strands acc. to IEC 60228, VDE 0295, class 5
Insulation:	PVC, Tl2 acc. to EN 50363-3 + VDE 0207-363-3
Colour code:	black cores with consecutive numbers acc. to EN 50334 + VDE 0293-334, green-yellow earth wire from 3 cores
Inner sheath:	PVC, TM2 acc. to EN 50363-4-1 + VDE 0207-363-4-1
Screen:	galvanized steel wire braiding
Stranding:	in layers
Sheath material:	PVC, TM2 acc. to EN 50363-4-1 + VDE 0207-363-4-1
Sheath colour:	CC 500 SY: grey (RAL 7000) CC 500 SY (TR): transparent

Technical data:

Nominal voltage:	U ₀ /U 300/500 V
Testing voltage:	core/core 3000 V
Min. bending radius	
<i>fixed laying:</i>	5 x d
<i>flexible application:</i>	10 x d
Radiation resistance:	8 x 10 ⁷ cJ/kg
Temperature range	
<i>fixed laying:</i>	-40/+70 °C
<i>flexible application:</i>	+5/+70 °C
Fire performance:	flame retardant and self-extinguishing acc. to IEC 60332-1-2 + VDE 0482-332-1-2
Oil resistance:	acc. to internal standard, see chapter N „Technical data“
Chem. resistance:	see chapter N „Technical data“
Absence of harmful substances:	acc. to RoHS directive of the European Union, see chapter N „Technical data“

Outstanding features:

- » flexible
- » high mechanical loading capacity

item no. 0220.../ 0218....	no. of cores x cross section n x mm ²	largest single wire ø mm	outer-ø ± 10% mm	copper figure kg/km	cable weight ≈ kg/km
...0205	2 x 0,50	0,21	7,7	9,6	75
...0305	3 x 0,50	0,21	8,0	14,4	83
...0405	4 x 0,50	0,21	8,4	19,2	95
...0505	5 x 0,50	0,21	9,1	24,0	111
...0705	7 x 0,50	0,21	9,7	33,6	129
...1005	10 x 0,50	0,21	11,6	48,0	172
...1205	12 x 0,50	0,21	12,1	57,6	193
...1405	14 x 0,50	0,21	12,7	67,2	219
...1805	18 x 0,50	0,21	14,2	86,4	279
...2105	21 x 0,50	0,21	15,4	100,8	322
...2505	25 x 0,50	0,21	16,6	120,0	362
...3005	30 x 0,50	0,21	17,0	144,0	402
...3405	34 x 0,50	0,21	18,3	163,2	453
...4005	40 x 0,50	0,21	19,7	192,0	532
...5005	50 x 0,50	0,21	21,3	240,0	619
...6105	61 x 0,50	0,21	22,6	292,8	724
...8005	80 x 0,50	0,21	25,6	384,0	925
...0207	2 x 0,75	0,21	8,3	14,4	90

item no. 0220.../ 0218....	no. of cores x cross section n x mm ²	largest single wire ø mm	outer-ø ± 10% mm	copper figure kg/km	cable weight ≈ kg/km
...0307	3 x 0,75	0,21	8,6	21,6	101
...0407	4 x 0,75	0,21	9,3	28,8	117
...0507	5 x 0,75	0,21	9,9	36,0	134
...0707	7 x 0,75	0,21	10,4	50,4	158
...0907	9 x 0,75	0,21	13,1	64,8	235
...1007	10 x 0,75	0,21	13,2	72,0	227
...1207	12 x 0,75	0,21	13,9	86,4	271
...1407	14 x 0,75	0,21	14,4	100,8	292
...1807	18 x 0,75	0,21	15,8	129,6	356
...2107	21 x 0,75	0,21	17,3	151,2	418
...2507	25 x 0,75	0,21	18,8	180,0	478
...3007	30 x 0,75	0,21	19,5	216,0	541
...3407	34 x 0,75	0,21	20,9	244,8	608
...4007	40 x 0,75	0,21	22,4	288,0	706
...5007	50 x 0,75	0,21	24,2	360,0	824
...6107	61 x 0,75	0,21	25,9	439,2	978
...8007	80 x 0,75	0,21	29,1	576,0	1235

Continued on next page

Control and connection cables

CC 500 SY

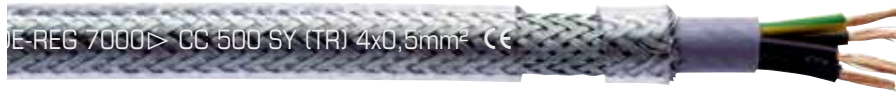
CC 500 SY (TR)

item group
0220....

item group
0218....

PVC control cable with numbered cores,
inner sheath and steel wire armouring

PVC control cable with numbered cores, inner sheath,
steel wire armouring and transparent outer sheath



marking example:

SAB BRÖCKSKES · D-VIERSEN · ÖSZY-J (TR) <VDE-REG 7000> CC 500 SY (TR) 4x0,5mm² CE

item no. 0220.../ 0218....	no. of cores x cross section n x mm²	largest single wire ø mm	outer-ø ± 10% mm	copper figure kg/km	cable weight ≈ kg/km
...0210	2 x 1,00	0,21	8,5	19,2	97
...0310	3 x 1,00	0,21	8,8	28,8	109
...0410	4 x 1,00	0,21	9,6	38,4	130
...0510	5 x 1,00	0,21	10,3	48,0	155
...0710	7 x 1,00	0,21	11,1	67,2	186
...0810	8 x 1,00	0,21	12,8	76,8	237
...0910	9 x 1,00	0,21	13,7	86,4	275
...1010	10 x 1,00	0,21	14,0	96,0	272
...1210	12 x 1,00	0,21	14,3	115,2	299
...1410	14 x 1,00	0,21	15,1	134,4	335
...1810	18 x 1,00	0,21	16,5	172,8	414
...2010	20 x 1,00	0,21	17,2	192,0	450
...2510	25 x 1,00	0,21	19,6	240,0	549
...3010	30 x 1,00	0,21	20,2	288,0	618
...3410	34 x 1,00	0,21	21,5	326,4	698
...4110	41 x 1,00	0,21	23,2	393,6	821
...5010	50 x 1,00	0,21	25,5	480,0	975
...6110	61 x 1,00	0,21	27,0	585,6	1138
...8010	80 x 1,00	0,21	30,4	768,0	1443
...0215	2 x 1,50	0,26	9,3	28,8	118
...0315	3 x 1,50	0,26	9,7	43,2	135
...0415	4 x 1,50	0,26	10,3	57,6	156
...0515	5 x 1,50	0,26	11,2	72,0	188
...0615	6 x 1,50	0,26	12,2	86,4	226
...0715	7 x 1,50	0,26	12,2	100,8	237
...0815	8 x 1,50	0,26	14,3	115,2	309
...0915	9 x 1,50	0,26	15,0	129,6	341
...1015	10 x 1,50	0,26	15,4	144,0	339
...1215	12 x 1,50	0,26	15,8	172,8	377
...1415	14 x 1,50	0,26	16,6	201,6	428
...1815	18 x 1,50	0,26	18,3	259,2	527
...2115	21 x 1,50	0,26	20,2	302,4	627
...2515	25 x 1,50	0,26	21,7	360,0	712
...3015	30 x 1,50	0,26	22,5	432,0	814
...3415	34 x 1,50	0,26	24,2	489,6	917
...4215	42 x 1,50	0,26	26,1	604,8	1113

item no. 0220.../ 0218....	no. of cores x cross section n x mm²	largest single wire ø mm	outer-ø ± 10% mm	copper figure kg/km	cable weight ≈ kg/km
...5015	50 x 1,50	0,26	28,4	720,0	1219
...6115	61 x 1,50	0,26	30,1	878,4	1514
...8015	80 x 1,50	0,26	34,5	1152,0	1984
...0225	2 x 2,50	0,26	10,7	48,0	163
...0325	3 x 2,50	0,26	11,2	72,0	190
...0425	4 x 2,50	0,26	12,1	96,0	227
...0525	5 x 2,50	0,26	13,2	120,0	273
...0625	6 x 2,50	0,26	14,5	144,0	336
...0725	7 x 2,50	0,26	14,6	168,0	354
...1225	12 x 2,50	0,26	18,9	288,0	566
...1425	14 x 2,50	0,26	19,8	336,0	636
...1825	18 x 2,50	0,26	21,8	432,0	792
...2125	21 x 2,50	0,26	24,2	504,0	935
...2525	25 x 2,50	0,26	26,2	600,0	1064
...3025	30 x 2,50	0,26	27,1	720,0	1221
...3425	34 x 2,50	0,26	29,1	816,0	1384
...4025	40 x 2,50	0,26	31,9	960,0	1665
...5025	50 x 2,50	0,26	34,6	1200,0	1974
...6125	61 x 2,50	0,26	36,9	1464,0	2335
...0340	3 x 4,00	0,31	13,0	115,2	268
...0440	4 x 4,00	0,31	14,3	153,6	336
...0540	5 x 4,00	0,31	15,5	192,0	402
...0740	7 x 4,00	0,31	16,9	268,8	504
...0460	4 x 6,00	0,31	16,4	230,4	461
...0560	5 x 6,00	0,31	17,8	288,0	554
...0760	7 x 6,00	0,31	19,6	403,2	707
...0461	4 x 10,0	0,41	20,3	384,0	730
...0561	5 x 10,0	0,41	22,4	480,0	900
...0761	7 x 10,0	0,41	24,4	672,0	1133
...0462	4 x 16,0	0,41	24,3	614,4	1070
...0562	5 x 16,0	0,41	27,0	768,0	1332
...0762	7 x 16,0	0,41	29,6	1075,2	1702
...0463	4 x 25,0	0,41	28,9	960,0	1632
...0563	5 x 25,0	0,41	32,4	1200,0	2062
...0464	4 x 35,0	0,41	33,3	1344,0	2241
...0564	5 x 35,0	0,41	36,8	1680,0	2766

Other dimensions and colours are possible on request.

Control and connection cables

ÖZ-0 (E)

PVC control cable with numbered cores and blue outer sheath



D-VIERSEN · ÖZ-0 (E) <VDE-REG 7000> CC 203 3 x 0,75 mm² CE 

marking example:

SAB BRÜCKSKES · D-VIERSEN · ÖZ-0 (E) <VDE-REG 7000> CC 203 3 x 0,75 mm² CE

Construction:

Conductor:	bare copper strands acc. to IEC 60228, VDE 0295, class 5
Insulation:	PVC, TI2 acc. to EN 50363-3 + VDE 0207-363-3
Colour code:	black cores with consecutive numbers acc. to EN 50334 + VDE 0293-334
Stranding:	in layers
Sheath material:	PVC, TM2 acc. to EN 50363-4-1 + VDE 0207-363-4-1
Sheath colour:	blue (RAL 5015)

Outstanding features:

- » flexible
- » for intrinsically safe circuits

Technical data:

Nominal voltage:	U _o /U 300/500 V
Testing voltage:	core/core 3000 V
Min. bending radius	
<i>fixed laying:</i>	4 x d
<i>flexible application:</i>	6 x d
Radiation resistance:	8 x 10 ⁷ cJ/kg
Temperature range	
<i>fixed laying:</i>	-40/+70 °C
<i>flexible application:</i>	+5/+70 °C
Fire performance:	flame retardant and self-extinguishing acc. to IEC 60332-1-2 + VDE 0482-332-1-2
Oil resistance:	acc. to internal standard, see chapter N „Technical data“
Chem. resistance:	see chapter N „Technical data“
Absence of harmful substances:	acc. to RoHS directive of the European Union, see chapter N „Technical data“

item no.	no. of cores x cross section n x mm ²	largest single wire ø mm	outer-ø ± 10% mm	copper figure kg/km	cable weight ≈ kg/km
02030207	2 x 0,75	0,21	5,7	14,4	47
02030307	3 x 0,75	0,21	6,1	21,6	58
02030407	4 x 0,75	0,21	6,7	28,8	71
02030507	5 x 0,75	0,21	7,3	36,0	86
02030707	7 x 0,75	0,21	8,1	50,4	108
02030210	2 x 1,00	0,21	6,0	19,2	55
02030310	3 x 1,00	0,21	6,4	28,8	67
02030410	4 x 1,00	0,21	7,0	38,4	82
02030510	5 x 1,00	0,21	7,7	48,0	101
02030710	7 x 1,00	0,21	8,6	67,2	130
02030215	2 x 1,50	0,26	6,6	28,8	69
02030315	3 x 1,50	0,26	7,0	43,2	84
02030415	4 x 1,50	0,26	7,7	57,6	104
02030515	5 x 1,50	0,26	8,7	72,0	135
02030715	7 x 1,50	0,26	9,6	100,8	172

Other dimensions and colours are possible on request.

Control and connection cables

ÖZCuY-0 (E)

PVC control cable with numbered cores, overall copper screen and blue outer sheath



marking example:

SAB BRÖCKSKES · D-VIERSEN · ÖZCuY-0 (E) <VDE-REG 7000> CC 243 3x0,75mm² CE

Construction:

Conductor:	bare copper strands acc. to IEC 60228, VDE 0295, class 5
Insulation:	PVC, T12 acc. to EN 50363-3 + VDE 0207-363-3
Colour code:	black cores with consecutive numbers acc. to EN 50334 + VDE 0293-334
Stranding:	in layers
Inner Sheath:	PVC, TM2 acc. to EN 50363-4-1 + VDE 0207-363-4-1
Screen:	tinned copper braiding
Sheath material:	PVC, TM2 acc. to EN 50363-4-1 + VDE 0207-363-4-1
Sheath colour:	blue (RAL 5015)

Outstanding features:

- » good EMC characteristics
- » flexible
- » for intrinsically safe circuits

Technical data:

Nominal voltage:	U ₀ /U 300/500 V
Testing voltage:	core/core 3000 V core/screen 2000 V
Min. bending radius	
<i>fixed laying:</i>	5 x d
<i>flexible application:</i>	10 x d
Radiation resistance:	8 x 10 ⁷ cJ/kg
Temperature range	
<i>fixed laying:</i>	-40/+70 °C
<i>flexible application:</i>	+5/+70 °C
Fire performance:	flame retardant and self-extinguishing acc. to IEC 60332-1-2 + VDE 0482-332-1-2
Oil resistance:	acc. to internal standard, see chapter N „Technical data“
Chem. resistance:	see chapter N „Technical data“
Absence of harmful substances:	acc. to RoHS directive of the European Union, see chapter N „Technical data“

Item no.	no. of cores x cross section n x mm ²	largest single wire ø mm	outer-ø ± 10% mm	copper figure kg/km	cable weight ≈ kg/km
02430207	2 x 0,75	0,21	8,1	61,2	94
02430307	3 x 0,75	0,21	8,4	69,0	105
02430407	4 x 0,75	0,21	9,1	86,5	125
02430507	5 x 0,75	0,21	9,7	94,8	145
02430707	7 x 0,75	0,21	10,6	110,7	173
02430210	2 x 1,00	0,21	8,3	66,4	102
02430310	3 x 1,00	0,21	8,6	76,5	114
02430410	4 x 1,00	0,21	9,4	96,4	137
02430510	5 x 1,00	0,21	10,0	107,4	158
02430710	7 x 1,00	0,21	11,1	128,1	206
02430215	2 x 1,50	0,26	9,1	86,1	125
02430315	3 x 1,50	0,26	9,5	101,2	143
02430415	4 x 1,50	0,26	10,1	116,8	166
02430515	5 x 1,50	0,26	11,1	145,4	210
02430715	7 x 1,50	0,26	12,2	176,3	259

Other dimensions and colours are possible on request.

Control and connection cables

TA 835 Y (TR)

FEP/PVC lamp cable



Application: For the connection of lamps and lighting.

Construction:

Conductor:	tinned copper strands, fine wires
Insulation:	FEP, transparent, with coloured separating threads acc. to VDE 0293-308
Stranding:	in layers
Sheath material:	PVC
Sheath colour:	transparent
optional:	steel rope connected parallel with bridge – can be separated from each other

Technical data:

Nominal voltage:	U ₀ /U 300/500 V
Testing voltage:	core/core 2500 V
Min. bending radius	
fixed laying:	5 x d
flexible application:	10 x d
Temperature range	
fixed laying:	-40/+70 °C
flexible application:	+5/+70 °C
Min. tensile strength of the steel rope (optional):	0,86 kN
Absence of harmful substances:	acc. to RoHS directive of the European Union, see chapter N „Technical data“

Outstanding features:

- » transparent
- » flexible
- » optional steel rope for separate load reception for suspended lamps

without steel rope

item no.	no. of cores x cross section n x mm ²	outer-ø ± 10% mm	copper figure kg/km	cable weight ≈ kg/km
38350307	3 x 0,75	5,2	21,6	46
38350507	5 x 0,75	6,1	36,0	70
38350315	3 x 1,50	5,9	43,2	71

Other dimensions and colours are possible on request.

with steel rope

item no.	no. of cores x cross section n x mm ²	outer-ø ± 10% mm	copper figure kg/km	cable weight ≈ kg/km
38359005	3 x 0,75	5,1 x 8,7	21,6	53

Other dimensions and colours are possible on request.

Control and connection cables

CC 500 P

PUR control cable with numbered cores



ES · D-VIERSEN · SAB 260 P CC 500 P 12x1,5mm² CE



marking example:

SAB BRÜCKSKES · D-VIERSEN · SAB 260 P CC 500 P 12x1,5mm² CE

Construction:

Conductor:	bare copper strands acc. to IEC 60228, VDE 0295, class 5
Insulation:	PVC, Tl2 acc. to EN 50363-3 + VDE 0207-363-3
Colour code:	black cores with consecutive numbers acc. to EN 50334 + VDE 0293-334, green-yellow earth wire from 3 cores
Stranding:	in layers
Inner Sheath:	from 4,0 mm ² : PVC, TM2 acc. to EN 50363-4-1 + VDE 0207-363-4-1
Sheath material:	PUR, TMPU acc. to EN 50363-10-2 + VDE 0207-363-10-2 with rough surface
Sheath colour:	grey (RAL 7000)

Technical data:

Nominal voltage:	U _o /U 300/500 V
Testing voltage:	core/core 2000 V
Min. bending radius	
<i>fixed laying:</i>	4 x d
<i>flexible application:</i>	6 x d
Radiation resistance:	5 x 10 ⁷ cJ/kg
Temperature range	
<i>fixed laying:</i>	-40/+70 °C
<i>flexible application:</i>	+5/+70 °C
Oil resistance:	very good - TMPU acc. to EN 50363-10-2 + VDE 0207-363-10-2
Chem. resistance:	good against acids, alkalines, solvents, hydraulic liquids etc.
Absence of harmful substances:	acc. to RoHS directive of the European Union, see chapter N „Technical data“

Outstanding features:

- » oil resistant
- » abrasion resistant
- » notch resistant
- » good chemical resistance

item no.	no. of cores x cross section n x mm ²	largest single wire ø mm	outer-ø ± 10% mm	copper figure kg/km	cable weight ≈ kg/km
02600207	2 x 0,75	0,21	5,7	14,4	39
02600307	3 x 0,75	0,21	5,9	21,6	51
02600407	4 x 0,75	0,21	6,4	28,8	62
02600507	5 x 0,75	0,21	7,0	36,0	75
02600707	7 x 0,75	0,21	7,6	50,4	95
02601207	12 x 0,75	0,21	10,4	86,4	158
02601807	18 x 0,75	0,21	12,1	129,6	225
02602007	20 x 0,75	0,21	12,7	144,0	248
02602507	25 x 0,75	0,21	14,8	180,0	312
02600210	2 x 1,00	0,21	5,9	19,2	44
02600310	3 x 1,00	0,21	6,1	28,8	59
02600410	4 x 1,00	0,21	6,6	38,4	72
02600510	5 x 1,00	0,21	7,3	48,0	87
02600710	7 x 1,00	0,21	7,9	67,2	112
02601210	12 x 1,00	0,21	10,8	115,2	185
02601810	18 x 1,00	0,21	12,6	172,8	267
02602010	20 x 1,00	0,21	13,2	192,0	294
02602510	25 x 1,00	0,21	15,4	240,0	369
02600215	2 x 1,50	0,26	6,5	28,8	56
02600315	3 x 1,50	0,26	6,8	43,2	76
02600415	4 x 1,50	0,26	7,4	57,6	94
02600515	5 x 1,50	0,26	8,1	72,0	115

item no.	no. of cores x cross section n x mm ²	largest single wire ø mm	outer-ø ± 10% mm	copper figure kg/km	cable weight ≈ kg/km
02600715	7 x 1,50	0,26	8,8	100,8	148
02601215	12 x 1,50	0,26	12,1	172,8	245
02601815	18 x 1,50	0,26	14,5	259,2	367
02602015	20 x 1,50	0,26	15,2	288,0	404
02602515	25 x 1,50	0,26	17,3	360,0	497
02600225	2 x 2,50	0,26	7,7	48,0	83
02600325	3 x 2,50	0,26	8,1	72,0	115
02600425	4 x 2,50	0,26	8,8	96,0	144
02600525	5 x 2,50	0,26	10,1	120,0	184
02600725	7 x 2,50	0,26	11,0	168,0	238
02601225	12 x 2,50	0,26	14,9	288,0	391
02601825	18 x 2,50	0,26	17,9	432,0	582
02602025	20 x 2,50	0,26	18,8	480,0	636
02602525	25 x 2,50	0,26	21,8	600,0	800
02600340	3 x 4,00	0,31	11,7	115,2	227
02600440	4 x 4,00	0,31	12,6	153,6	275
02600540	5 x 4,00	0,31	13,7	192,0	330
02600360	3 x 6,00	0,31	14,0	172,8	333
02600460	4 x 6,00	0,31	15,1	230,4	404
02600560	5 x 6,00	0,31	16,4	288,0	482
02600461	4 x 10,00	0,41	18,9	384,0	656

Other dimensions and colours are possible on request.

Control and connection cables

YK11Y-J

PUR connection cable with coloured cores, flexible at low temperatures



marking example:

SAB BRÖCKSKES · D-VIERSEN · YK11Y-J 4x2,5mm² CE

Construction:

Conductor:	bare copper strands acc. to IEC 60228, VDE 0295, class 5
Insulation:	PVC, Tl2 acc. to EN 50363-3 + VDE 0207-363-3 additional stabilized for low temperatures
Colour code:	coloured acc. to HD 308 (VDE 0293-308), green-yellow earth wire from 3 cores
Stranding:	in layers
Sheath material:	PUR, TMPU acc. to EN 50363-10-2 + VDE 0207-363-10-2
Sheath colour:	orange (RAL 2003)

Outstanding features:

- » oil resistant
- » abrasion resistant
- » notch resistant
- » good chemical resistance
- » flexible at low temperatures

Technical data:

Nominal voltage:	U _o /U 300/500 V
Testing voltage:	core/core 2000 V
Min. bending radius	
<i>fixed laying:</i>	4 x d
<i>flexible application:</i>	6 x d
Radiation resistance:	5 x 10 ⁷ cJ/kg
Temperature range	
<i>fixed laying:</i>	-40/+70 °C
<i>flexible application:</i>	-20/+70 °C
Oil resistance:	very good - TMPU acc. to EN 50363-10-2 + VDE 0207-363-10-2
Chem. resistance:	good against acids, alkalines, solvents, hydraulic liquids etc.
Weather resistance:	very good
Absence of harmful substances:	acc. to RoHS directive of the European Union, see chapter N „Technical data“

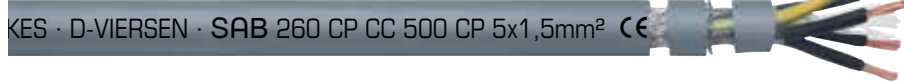
item no.	no. of cores x cross section n x mm ²	largest single wire ø mm	outer-ø ± 10% mm	copper figure kg/km	cable weight ≈ kg/km
02660207	2 x 0,75	0,21	6,5	14,4	48
02660307	3 x 0,75	0,21	6,8	21,6	59
02660407	4 x 0,75	0,21	7,4	28,8	72
02660507	5 x 0,75	0,21	8,3	36,0	89
02660210	2 x 1,00	0,21	6,7	19,2	54
02660310	3 x 1,00	0,21	7,0	28,8	67
02660410	4 x 1,00	0,21	7,8	38,4	85
02660510	5 x 1,00	0,21	8,6	48,0	103
02660215	2 x 1,50	0,26	7,7	28,8	75
02660315	3 x 1,50	0,26	8,3	43,2	95
02660415	4 x 1,50	0,26	9,2	57,6	119
02660515	5 x 1,50	0,26	10,3	72,0	148
02660225	2 x 2,50	0,26	9,3	48,0	113
02660325	3 x 2,50	0,26	10,2	72,0	146
02660425	4 x 2,50	0,26	10,8	96,0	177
02660525	5 x 2,50	0,26	12,1	120,0	219
02660440	4 x 4,00	0,31	14,5	153,6	310
02660540	5 x 4,00	0,31	15,7	192,0	371
02660460	4 x 6,00	0,31	15,7	230,4	403
02660560	5 x 6,00	0,31	17,1	288,0	484

Other dimensions and colours are possible on request.

Control and connection cables

CC 500 CP

PUR control cable with numbered cores and overall copper screen



marking example:

SAB BRÜCKSKES · D-VIERSEN · SAB 260 CP CC 500 CP 5x1,5mm² CE

Construction:

Conductor:	bare copper strands acc. to IEC 60228, VDE 0295, class 5
Insulation:	PVC, Tl2 acc. to EN 50363-3 + VDE 0207-363-3
Colour code:	black cores with consecutive numbers acc. to EN 50334 + VDE 0293-334, green-yellow earth wire from 3 cores
Stranding:	in layers
Wrapping:	PETP foil
Screen:	tinned copper braiding
Sheath material:	PUR, TMPU acc. to EN 50363-10-2 + VDE 0207-363-10-2 with rough surface
Sheath colour:	grey (RAL 7000)

Technical data:

Nominal voltage:	U _o /U 300/500 V
Testing voltage:	core/core 2000 V core/screen 2000 V
Min. bending radius	
<i>fixed laying:</i>	5 x d
<i>flexible application:</i>	10 x d
Radiation resistance:	5 x 10 ⁷ cJ/kg
Temperature range	
<i>fixed laying:</i>	-40/+70 °C
<i>flexible application:</i>	+5/+70 °C
Oil resistance:	very good - TMPU acc. to EN 50363-10-2 + VDE 0207-363-10-2
Chem. resistance:	good against acids, alkalines, solvents, hydraulic liquids etc.
Absence of harmful substances:	acc. to RoHS directive of the European Union, see chapter N „Technical data“

Outstanding features:

- » oil resistant
- » abrasion resistant
- » good EMC characteristics
- » good chemical resistance

item no.	no. of cores x cross section n x mm ²	largest single wire ø mm	outer-ø ± 10% mm	copper figure kg/km	cable weight ≈ kg/km
02800205	2 x 0,50	0,21	5,3	23,6	35
02800305	3 x 0,50	0,21	5,6	30,3	43
02800405	4 x 0,50	0,21	6,0	36,7	53
02800505	5 x 0,50	0,21	6,5	43,5	64
02800705	7 x 0,50	0,21	7,0	53,3	77
02801205	12 x 0,50	0,21	9,0	86,5	122
02801805	18 x 0,50	0,21	11,1	140,2	196
02802505	25 x 0,50	0,21	13,0	179,8	250
02800207	2 x 0,75	0,21	5,9	30,4	44
02800307	3 x 0,75	0,21	6,2	39,2	55
02800407	4 x 0,75	0,21	6,7	48,3	67
02800507	5 x 0,75	0,21	7,3	57,6	83
02800707	7 x 0,75	0,21	7,9	74,1	102
02801207	12 x 0,75	0,21	10,8	134,1	181
02801807	18 x 0,75	0,21	12,5	189,1	257
02802507	25 x 0,75	0,21	15,4	277,5	366
02800210	2 x 1,00	0,21	6,1	36,8	50
02800310	3 x 1,00	0,21	6,4	46,5	62
02800410	4 x 1,00	0,21	6,9	58,0	77
02800510	5 x 1,00	0,21	7,6	71,6	96
02800710	7 x 1,00	0,21	8,2	93,3	120
02801210	12 x 1,00	0,21	11,2	169,1	213
02801810	18 x 1,00	0,21	13,2	232,2	298
02802510	25 x 1,00	0,21	16,2	378,1	424

item no.	no. of cores x cross section n x mm ²	largest single wire ø mm	outer-ø ± 10% mm	copper figure kg/km	cable weight ≈ kg/km
02800215	2 x 1,50	0,26	6,7	48,3	62
02800315	3 x 1,50	0,26	7,1	64,7	80
02800415	4 x 1,50	0,26	7,7	81,2	100
02800515	5 x 1,50	0,26	8,4	98,1	121
02800715	7 x 1,50	0,26	9,1	129,8	157
02801215	12 x 1,50	0,26	12,5	232,3	276
02801815	18 x 1,50	0,26	15,1	356,4	427
02802515	25 x 1,50	0,26	18,3	471,5	575
02800225	2 x 2,50	0,26	7,9	71,7	91
02800325	3 x 2,50	0,26	8,4	98,1	118
02800425	4 x 2,50	0,26	9,1	125,0	148
02800525	5 x 2,50	0,26	10,5	167,5	202
02800725	7 x 2,50	0,26	11,5	222,1	259
02801225	12 x 2,50	0,26	15,6	385,7	446
02801825	18 x 2,50	0,26	18,5	554,9	657
02802525	25 x 2,50	0,26	22,4	740,3	877
02800340	3 x 4,00	0,31	10,0	144,4	177
02800440	4 x 4,00	0,31	11,1	207,4	235
02800540	5 x 4,00	0,31	12,2	251,3	292
02800460	4 x 6,00	0,31	12,8	290,1	331
02800560	5 x 6,00	0,31	14,5	354,5	417
02800461	4 x 10,0	0,41	16,8	494,0	577

Other dimensions and colours are possible on request.

Control and connection cables

CC 540 P

PUR control cable with coloured cores, halogen-free and oil resistant



BRÖCKSKES · D-VIERSEN · CC 540 P 450/750V 4G1,5mm² CE



marking example:

SAB BRÖCKSKES · D-VIERSEN · CC 540 P 450/750V 4G1,5mm² CE

Construction:

Conductor:	bare copper strands acc. to IEC 60228, VDE 0295, class 5
Insulation:	SABIX®
Colour code:	coloured acc. to HD 308 (VDE 0293-308), green-yellow earth wire from 3 cores
Stranding:	in layers
Sheath material:	PUR, TMPU acc. to EN 50363-10-2 + VDE 0207-363-10-2
Sheath colour:	yellow (RAL 1021)

Outstanding features:

- » oil resistant
- » abrasion resistant
- » notch resistant
- » good chemical resistance

Technical data:

Nominal voltage:	0,75 mm ² - 1,00 mm ² : U ₀ /U 300/500V 1,00 mm ² - 16,0 mm ² : U ₀ /U 450/750 V
Testing voltage:	300/500V: core/core 2000 V 450/750 V: core/core 2500 V
Min. bending radius	
fixed laying:	4 x d
flexible application:	6 x d
Radiation resistance:	5 x 10 ⁷ cJ/kg
Temperature range	
fixed laying:	-40/+90 °C
flexible application:	-30/+90 °C
Halogen-free:	acc. to IEC 60754-1 + VDE 0482-754-1
Fire performance:	flame retardant and self-extinguishing acc. to IEC 60332-1-2 + VDE 0482-332-1-2
Oil resistance:	very good - TMPU acc. to EN 50363-10-2 + VDE 0207-363-10-2
Chem. resistance:	good against acids, alkalines, solvents, hydraulic liquids etc.
Flexibility:	very good
Weather resistance:	good
Absence of harmful substances:	acc. to RoHS directive of the European Union, see chapter N „Technical data“

300/500 V

item no.	no. of cores x cross section n x mm ²	largest single wire ø mm	outer-ø ± 10% mm	copper figure kg/km	cable weight ≈ kg/km
52690207	2 x 0,75	0,21	6,2	14,4	48
52690307	3 x 0,75	0,21	6,7	21,6	61
52690407	4 x 0,75	0,21	7,3	28,8	75
52690507	5 x 0,75	0,21	8,2	36,0	95
52690211	2 x 1,00	0,21	6,7	19,2	58
52690311	3 x 1,00	0,21	7,1	28,8	71
52690411	4 x 1,00	0,21	7,7	38,4	87
52690511	5 x 1,00	0,21	8,6	48,0	110

450/750 V

item no.	no. of cores x cross section n x mm ²	largest single wire ø mm	outer-ø ± 10% mm	copper figure kg/km	cable weight ≈ kg/km
52690210	2 x 1,00	0,21	7,5	19,2	69
52690310	3 x 1,00	0,21	7,9	28,8	84
52690410	4 x 1,00	0,21	8,8	38,4	106
52690510	5 x 1,00	0,21	9,9	48,0	135
52690215	2 x 1,50	0,26	8,3	28,8	87
52690315	3 x 1,50	0,26	8,8	43,2	106
52690415	4 x 1,50	0,26	9,8	57,6	134
52690515	5 x 1,50	0,26	10,7	72,0	167
52690225	2 x 2,50	0,26	9,8	48,0	127
52690325	3 x 2,50	0,26	10,4	72,0	158
52690425	4 x 2,50	0,26	11,5	96,0	198
52690525	5 x 2,50	0,26	12,9	120,0	252
52690240	2 x 4,00	0,31	11,4	76,8	182
52690340	3 x 4,00	0,31	12,1	115,2	229
52690440	4 x 4,00	0,31	13,4	153,6	289
52690540	5 x 4,00	0,31	15,0	192,0	365
52690260	2 x 6,00	0,31	12,8	115,2	242
52690360	3 x 6,00	0,31	13,8	172,8	312
52690460	4 x 6,00	0,31	15,2	230,4	393
52690560	5 x 6,00	0,31	17,0	288,0	496
52690261	2 x 10,0	0,41	17,1	192,0	428
52690361	3 x 10,0	0,41	18,3	288,0	546
52690461	4 x 10,0	0,41	20,1	384,0	684
52690561	5 x 10,0	0,41	22,3	480,0	856
52690262	2 x 16,0	0,41	19,8	307,2	608
52690362	3 x 16,0	0,41	21,4	460,8	792
52690462	4 x 16,0	0,41	23,3	614,4	988
52690562	5 x 16,0	0,41	26,1	768,0	1248

Sheath also possible
in black or orange

Other dimensions and colours are possible on request.

Control and connection cables

CC 540 CP

PUR control cable with coloured cores, halogen-free, oil resistant and overall copper screen



BRÜCKSKES · D-VIERSEN · CC 540 CP 450/750V 4G1,5mm² CE



marking example:

SAB BRÜCKSKES · D-VIERSEN · CC 540 CP 450/750V 4G1,5mm² CE

Construction:

Conductor:	bare copper strands acc. to IEC 60228, VDE 0295, class 5
Insulation:	SABIX®
Colour code:	coloured acc. to HD 308 (VDE 0293-308), green-yellow earth wire from 3 cores
Stranding:	in layers
Inner sheath:	SABIX®
Screen:	tinned copper braiding
Wrapping:	non-woven tape
Sheath material:	PUR, TMPU acc. to EN 50363-10-2 + VDE 0207-363-10-2
Sheath colour:	yellow (RAL 1021)

Outstanding features:

- » oil resistant
- » abrasion resistant
- » notch resistant
- » good EMC characteristics
- » good chemical resistance

Technical data:

Nominal voltage:	0,75 mm ² - 1,00 mm ² : U ₀ /U 300/500 V 1,00 mm ² - 16,0 mm ² : U ₀ /U 450/750 V
Testing voltage:	300/500 V: core/core 2000 V 300/500 V: core/screen 2000 V 450/750 V: core/core 2500 V 450/750 V: core/screen 2500 V
Min. bending radius	
fixed laying:	5 x d
flexible application:	10 x d
Radiation resistance:	5 x 10 ⁷ cJ/kg
Temperature range	
fixed laying:	-40/+90 °C
flexible application:	-30/+90 °C
Halogen-free:	acc. to IEC 60754-1 + VDE 0482-754-1
Fire performance:	flame retardant and self-extinguishing acc. to IEC 60332-1-2 + VDE 0482-332-1-2
Oil resistance:	very good - TMPU acc. to EN 50363-10-2 + VDE 0207-363-10-2
Chem. resistance:	good against acids, alkalines, solvents, hydraulic liquids etc.
Flexibility:	very good
Weather resistance:	good
Absence of harmful substances:	acc. to RoHS directive of the European Union, see chapter N „Technical data“

300/500 V

item no.	no. of cores x cross section n x mm ²	largest single wire ø mm	outer-ø ± 10% mm	copper figure kg/km	cable weight ≈ kg/km
52850207	2 x 0,75	0,21	8,5	31,0	103
52850307	3 x 0,75	0,21	9,0	38,4	115
52850407	4 x 0,75	0,21	9,6	45,9	130
52850507	5 x 0,75	0,21	10,5	56,8	157
52850211	2 x 1,00	0,21	9,0	36,0	116
52850311	3 x 1,00	0,21	9,4	45,8	128
52850411	4 x 1,00	0,21	10,0	59,1	148
52850511	5 x 1,00	0,21	10,9	69,0	175

450/750 V

item no.	no. of cores x cross section n x mm ²	largest single wire ø mm	outer-ø ± 10% mm	copper figure kg/km	cable weight ≈ kg/km
52850210	2 x 1,00	0,21	9,8	36,4	135
52850310	3 x 1,00	0,21	10,4	49,6	154
52850410	4 x 1,00	0,21	11,1	59,5	174
52850510	5 x 1,00	0,21	12,4	73,0	216
52850215	2 x 1,50	0,26	10,6	49,7	164
52850315	3 x 1,50	0,26	11,1	64,3	179
52850415	4 x 1,50	0,26	12,3	82,6	218
52850515	5 x 1,50	0,26	13,6	109,7	273
52850225	2 x 2,50	0,26	12,3	73,0	229
52850325	3 x 2,50	0,26	12,9	97,3	254
52850425	4 x 2,50	0,26	14,2	134,2	310
52850525	5 x 2,50	0,26	15,6	159,2	369
52850240	2 x 4,00	0,31	14,1	114,9	317
52850340	3 x 4,00	0,31	15,0	153,9	360
52850440	4 x 4,00	0,31	16,3	198,3	428
52850540	5 x 4,00	0,31	17,9	237,7	512
52850260	2 x 6,00	0,31	15,5	154,3	396
52850360	3 x 6,00	0,31	16,5	217,7	460
52850460	4 x 6,00	0,31	17,9	276,1	543
52850560	5 x 6,00	0,31	19,9	340,5	668
52850261	2 x 10,0	0,41	19,2	244,0	628
52850361	3 x 10,0	0,41	20,2	340,7	719
52850461	4 x 10,0	0,41	22,2	444,2	870
52850561	5 x 10,0	0,41	24,6	548,8	1066
52850262	2 x 16,0	0,41	22,1	367,3	871
52850362	3 x 16,0	0,41	23,5	521,8	1018
52850462	4 x 16,0	0,41	25,8	684,0	1237
52850562	5 x 16,0	0,41	28,6	846,6	1514

Sheath also possible
in black or orange

Other dimensions and colours are possible on request.

Control and connection cables

CC 550 P

PUR control cable with numbered cores, halogen-free and oil resistant



marking example:

SAB BRÖCKSKES · D-VIERSEN · CC 550 P 12x1,5mm² CE

Application: e.g. for the flexible laying in building and utility vehicles.

Construction:	
Conductor:	bare copper strands acc. to IEC 60228, VDE 0295, class 5
Insulation:	SABIX®
Colour code:	black cores with consecutive numbers acc. to EN 50334 + VDE 0293-334, green-yellow earth wire from 3 cores
Stranding:	in layers
Sheath material:	PUR, TMPU acc. to EN 50363-10-2 + VDE 0207-363-10-2
Sheath colour:	black (RAL 9005)

Technical data:	
Nominal voltage:	U ₀ /U 300/500 V
Testing voltage:	core/core 2000 V
Min. bending radius	
<i>fixed laying:</i>	4 x d
<i>flexible application:</i>	6 x d
Temperature range	
<i>fixed laying:</i>	-40/+90 °C
<i>flexible application:</i>	-30/+90 °C
Halogen-free:	acc. to IEC 60754-1 + VDE 0482-754-1
Fire performance:	flame retardant and self-extinguishing acc. to IEC 60332-1-2 + VDE 0482-332-1-2
Oil resistance:	very good - TMPU acc. to EN 50363-10-2 + VDE 0207-363-10-2
Chem. resistance:	good against acids, alkalines, solvents, hydraulic liquids etc.
Flexibility:	very good
Weather resistance:	good
Absence of harmful substances:	acc. to RoHS directive of the European Union, see chapter N „Technical data“

- Outstanding features:**
- » halogen-free
 - » very good mechanical strength
 - » abrasion resistant
 - » notch resistant
 - » good chemical resistance
 - » oil resistant
 - » flame retardant
 - » sunlight resistant
 - » weather resistant

item no.	no. of cores x cross section n x mm ²	largest single wire ø mm	outer-ø ± 10% mm	copper figure kg/km	cable weight ≈ kg/km
52790210	2 x 1,00	0,21	6,2	19,2	52
52790310	3 x 1,00	0,21	6,5	28,8	63
52790510	5 x 1,00	0,21	7,7	48,0	93
52790710	7 x 1,00	0,21	8,3	67,2	118
52791210	12 x 1,00	0,21	11,1	115,2	196
52791810	18 x 1,00	0,21	12,9	172,8	262
52792410	24 x 1,00	0,21	15,4	230,0	369
52793610	36 x 1,00	0,21	17,5	345,6	526
52795010	50 x 1,00	0,21	20,8	480,0	722
52797210	72 x 1,00	0,21	25,3	691,2	1045
52790215	2 x 1,50	0,26	6,8	28,8	66
52790315	3 x 1,50	0,26	7,2	43,2	81
52790515	5 x 1,50	0,26	8,5	72,0	121
52790715	7 x 1,50	0,26	9,2	100,8	150
52791215	12 x 1,50	0,26	12,4	172,8	257
52791815	18 x 1,50	0,26	14,4	259,2	369
52792415	24 x 1,50	0,26	17,2	345,6	495
52790325	3 x 2,50	0,26	8,5	72,0	121
52790425	4 x 2,50	0,26	9,2	96,0	150
52790540	5 x 4,00	0,31	12,1	192,0	275
52790460	4 x 6,00	0,31	12,7	230,4	320

Other dimensions and colours are possible on request.

Control and connection cables

CC 550 CP

PUR control cable with numbered cores, halogen-free, oil resistant and overall copper screen



marking example:

SAB BRÖCKSKES · D-VIERSEN · CC 550 CP 12x1,0mm² CE

Application: e.g. for the flexible laying in building and utility vehicles.

Construction:	
Conductor:	bare copper strands acc. to IEC 60228, VDE 0295, class 5
Insulation:	SABIX®
Colour code:	black cores with consecutive numbers acc. to EN 50334 + VDE 0293-334, green-yellow earth wire from 3 cores
Stranding:	in layers
Wrapping:	PETP foil
Screen:	tinned copper braiding
Sheath material:	PUR, TPU acc. to EN 50363-10-2 + VDE 0207-363-10-2
Sheath colour:	black (RAL 9005)

Outstanding features:

- » halogen-free
- » very good mechanical strength
- » abrasion resistant
- » notch resistant
- » good chemical resistance
- » good EMC characteristics
- » oil resistant
- » flame retardant
- » sunlight resistant
- » weather resistant

Technical data:	
Nominal voltage:	U ₀ /U 300/500 V
Testing voltage:	core/core 2000 V core/screen 2000 V
Min. bending radius	
fixed laying:	5 x d
flexible application:	10 x d
Temperature range	
fixed laying:	-40/+90 °C
flexible application:	-30/+90 °C
Halogen-free:	acc. to IEC 60754-1 + VDE 0482-754-1
Fire performance:	flame retardant and self-extinguishing acc. to IEC 60332-1-2 + VDE 0482-332-1-2
Oil resistance:	very good - TPU acc. to EN 50363-10-2 + VDE 0207-363-10-2
Chem. resistance:	good against acids, alkalines, solvents, hydraulic liquids etc.
Flexibility:	very good
Weather resistance:	good
Absence of harmful substances:	acc. to RoHS directive of the European Union, see chapter N „Technical data“

item no.	no. of cores x cross section n x mm ²	largest single wire ø mm	outer-ø ± 10% mm	copper figure kg/km	cable weight ≈ kg/km
52950705	7 x 0,50	0,21	7,7	53,4	93
52951805	18 x 0,50	0,21	11,7	140,4	217
52953605	36 x 0,50	0,21	15,7	270,3	400
52951210	12 x 1,00	0,21	11,9	169,3	234
52954210	42 x 1,00	0,21	20,2	528,3	723
52950315	3 x 1,50	0,26	7,8	64,5	96
52950515	5 x 1,50	0,26	9,1	98,2	141
52951815	18 x 1,50	0,26	15,8	356,8	454
52950725	7 x 2,50	0,26	12,2	222,3	282

Other dimensions and colours are possible on request.

Control and connection cables

SAB A 531 Rugged

rugged, flexible control cable for indoor and outdoor use



marking example:

SAB BRÜCKSKES · D-VIERSEN · SAB A 531 Rugged 12G1,0mm² CE

Construction:

Conductor:	bare copper strands acc. to IEC 60228, VDE 0295, class 5
Insulation:	SABIX®
Colour code:	black cores with consecutive numbers acc. to EN 50334 + VDE 0293-334, green-yellow earth wire from 3 cores
Sheath material:	PUR
Sheath colour:	black (RAL 9005)

Outstanding features:

- » halogen-free
- » flame retardant and self-extinguishing
- » large temperature range
- » very good abrasion resistance
- » low capacity construction
- » for indoor and outdoor use
- » designed for unprotected outdoor installation under rough environmental conditions

Technical data:

Nominal voltage:	Uo/U 300/500 V
Testing voltage:	core/core 3000 V
Min. bending radius	
<i>fixed laying:</i>	4 x d
<i>flexible application:</i>	10 x d
Temperature range	
<i>fixed laying:</i>	-50/+90 °C
<i>flexible application:</i>	-40/+90 °C
Halogen-free:	acc. to IEC 60754-1 + VDE 0482-754-1
Fire performance:	flame retardant and self-extinguishing acc. to IEC 60332-1-2 + VDE 0482-332-1-2
Oil resistance:	very good - TMPU acc. to EN 50363-10-2 + VDE 0207-363-10-2
Chem. resistance:	good against acids, alkalines, solvents, hydraulic liquids etc.
Hydrolysis and microbe resistance:	very good acc. to EN 50363-10-2 + VDE 0207-363-10-2
UV and weather resistance:	very good acc. to HD 605
Salt water resistance:	very good acc. to UL 1309
Ozone resistance:	very good acc. to DIN EN 50396
Mechanical characteristics:	the main mechanical characteristics accomplished by the PUR outer sheath are: - high tensile strength - high tear strength - high abrasion resistance - high notch resistance - high transverse strength
Absence of harmful substances:	acc. to RoHS directive of the European Union, see chapter N „Technical data“

item no.	no. of cores x cross section n x mm ²	largest single wire ø mm	outer-ø ± 10% mm	copper figure kg/km	cable weight ≈ kg/km
53101210	12 x 1,00	0,21	10,7	115,2	170
53100315	3 x 1,50	0,26	6,8	43,2	73
53100715	7 x 1,50	0,26	9,0	100,8	142
53100325	3 x 2,50	0,26	8,3	72,0	114
53100525	5 x 2,50	0,26	10,1	120,0	173
53100740	7 x 2,50	0,26	11,2	168,0	229
53100440	4 x 4,00	0,31	10,8	153,6	220
53100560	5 x 6,00	0,31	14,5	288,0	392

Other dimensions and colours are possible on request.

Control and connection cables

05V-K/MTW/TEW PVC insulated wiring cable

07V-K/H07V-K/MTW/TEW PVC insulated single conductor



AWM Style 1015/10519 105°C 600V VW-1 CSA Type TEW 105°C 600V FT1 CE



marking example:

SAB BRÜCKSKES · D-VIERSEN · <VDE> <HAR> H07V-K 1,5mm² 16 AWG

UL Type MTW 600V AWM Style 1015/10519 105°C 600V VW-1 CSA Type TEW 105°C 600V FT1 CE

Construction:

Conductor: tinned copper strands
acc. to IEC 60228, VDE 0295, class 5

Insulation: PVC, Tl2
acc. to EN 50363-3 + VDE 0207-363-3

Colour: black (RAL 9005)

Technical data:

Nominal voltage: 05V-K: U_o/U 300/500 V
07V-K/H07V-K: U_o/U 450/750 V

Voltage UL/CSA: 600 V

Testing voltage 05V-K: 2000 V

Testing voltage 07V-K/H07V-K: 2500 V

Min. bending radius 4 x d

Temperature range UL-AWM/CSA: up to +105 °C
(UL) MTW: up to +90 °C
DIN VDE

fixed laying: -40/+70 °C
flexible application: +5/+70 °C

Fire performance: flame retardant and self-extinguishing acc. to IEC 60332-1-2 + VDE 0482-332-1-2, UL VW-1, CSA FT1

Absence of harmful substances: acc. to RoHS directive of the European Union, see chapter N „Technical data“

Outstanding features:

- » 05V-K: 300/500 V
- » 07V-K/H07V-K: 450/750 V
- » UL recognized, (UL) listed, CSA approved
- » HAR standardized, for several dimensions
- » harmonised acc. to European standards, for several dimensions
- » flexible conductor
- » MTW (Machine Tool Wire)
- » TEW (Thermoplastic Equipment Wire)
- » NFPA 79 for industrial machinery
- » H07V-K: with reference to BS 6231 type BK

05V-K/MTW/TEW - UL/CSA/CE

item no.	nominal cross section mm ²	largest single wire ø mm	outer-ø approx. mm	copper figure kg/km	cable weight ≈ kg/km
31660114*	0,14	0,11	2,0	1,3	6
31660125*	0,25	0,16	2,2	2,4	7
31660134	0,34	0,16	2,3	3,3	8
31660150	0,50	0,21	2,5	5,1	10
31660175	0,75	0,21	2,7	7,2	13
31660180	1,00	0,21	2,8	9,6	15

*without MTW

Other dimensions and colours are possible on request.

H07V-K/MTW/TEW - HAR/UL/CSA/CE

item no.	nominal cross section mm ²	largest single wire ø mm	outer-ø approx. mm	copper figure kg/km	cable weight ≈ kg/km
31670182	1,50	0,26	3,1	14,4	20
31670184	2,50	0,26	3,6	24,0	30
31670186	4,00	0,31	4,2	38,4	45
31670187	6,00	0,31	4,7	57,6	63
31670188	10,00	0,41	6,6	96,0	113

Other dimensions and colours are possible on request.

Cross sections with HAR are not allowed in plain green or plain yellow. If required, those colours would be marked without HAR.

07V-K/MTW/TEW - UL/CSA/CE

item no.	nominal cross section mm ²	largest single wire ø mm	outer-ø approx. mm	copper figure kg/km	cable weight ≈ kg/km
31670189	16,00	0,41	8,4	153,6	187
31670190	25,00	0,41	10,1	240,0	270
31670191	35,00	0,41	11,5	336,0	373
31670192	50,00	0,41	13,8	480,0	552
31670193	70,00	0,41	16,1	672,0	735
31670194	95,00	0,51	18,2	912,0	981
31670195	120,00	0,51	20,1	1152,0	1202

Other dimensions and colours are possible on request.

Control and connection cables

H05V2-K/H05V-K PVC insulated wiring cable

H07V2-K/H07V-K PVC insulated single conductor



BRÖCKSKES · D-VIERSEN · <VDE> <HAR> H05V2-K H05V-K 0,5 mm² CE

marking example:

SAB BRÖCKSKES · D-VIERSEN · <VDE> <HAR> H05V2-K H05V-K 0,5 mm² CE

Construction:

Conductor:	tinned copper strands acc. to IEC 60228, VDE 0295, class 5
Insulation:	PVC, T13 acc. to EN 50363-3 + VDE 0207-363-3
Colour:	black (RAL 9005)

Outstanding features:

- » H05V2-K: 300/500 V
- » H07V2-K: 450/750 V
- » HAR standardized
- » flexible conductor
- » harmonised acc. to European standards

Technical data:

Nominal voltage:	H05V2-K/H05V-K: U _o /U 300/500 V	H07V2-K/H07V-K: U _o /U 450/750 V
Testing voltage		
H05V2-K/H05V-K:	2000 V	
Testing voltage		
H07V2-K/H07V-K:	2500 V	
Min. bending radius		
<i>fixed laying:</i>	4 x d	
<i>flexible application:</i>	6 x d	
Temperature range	DIN VDE	
<i>fixed laying:</i>	-40/+90 °C	
<i>flexible application:</i>	+5/+90 °C	
Fire performance:	flame retardant and self-extinguishing acc. to IEC 60332-1-2 + VDE 0482-332-1-2	
Absence of harmful substances:	acc. to RoHS directive of the European Union, see chapter N „Technical data“	

H05V2-K/H05V-K - HAR/CE

item no.	nominal cross section mm ²	largest single wire ø mm	outer-ø approx. mm	copper figure kg/km	cable weight ≈ kg/km
31470150	0,50	0,21	2,2	4,8	9
31470175	0,75	0,21	2,4	7,2	11
31470180	1,00	0,21	2,5	9,6	14

Other dimensions and colours are possible on request.

H07V2-K/H07V-K - HAR/CE

item no.	nominal cross section mm ²	largest single wire ø mm	outer-ø approx. mm	copper figure kg/km	cable weight ≈ kg/km
31570182	1,50	0,26	3,0	14,4	20
31570184	2,50	0,26	3,6	24,0	30
31570186	4,00	0,31	4,2	38,4	45
31570187	6,00	0,31	4,7	57,6	64
31570188	10,00	0,41	6,3	96,0	116
31570189	16,00	0,41	7,7	153,6	168
31570190	25,00	0,41	9,5	240,0	259
31570191	35,00	0,41	10,9	336,0	360


Other dimensions and colours are possible on request.

Control and connection cables

H05VV5-F

PVC control cable with numbered cores

acc. to
EN 50525-2-17



marking example:

SAB BRÖCKSKES · D-VIERSEN · H05VV5-F 12G1,50mm² CE

Construction:

Conductor:	bare copper strands acc. to IEC 60228, VDE 0295, class 5
Insulation:	PVC, Tl2 acc. to EN 50363-3 + VDE 0207-363-3
Colour code:	black cores with consecutive numbers acc. to EN 50334 + VDE 0293-334, green-yellow earth wire from 3 cores
Stranding:	in layers
Sheath material:	PVC, TM5 acc. to EN 50363-4-1 + VDE 0207-363-4-1
Sheath colour:	grey (RAL 7000)

Outstanding features:

- » flexible
- » oil resistant
- » VDE resp. HAR standardized

Technical data:

Nominal voltage:	U ₀ /U 300/500 V
Testing voltage:	core/core 3000 V
Min. bending radius	
<i>fixed laying:</i>	4 x d
<i>flexible application:</i>	6 x d
Radiation resistance:	8 x 10 ⁷ cJ/kg
Temperature range	
<i>fixed laying:</i>	-40/+70 °C
<i>flexible application:</i>	+5/+70 °C
Fire performance:	flame retardant and self-extinguishing acc. to IEC 60332-1-2 + VDE 0482-332-1-2
Oil resistance:	very good - TM5 acc. to EN 50363-4-1 + VDE 0207-363-4-1
Chem. resistance:	see chapter N „Technical data“
Absence of harmful substances:	acc. to RoHS directive of the European Union, see chapter N „Technical data“

item no.	no. of cores x cross section n x mm ²	largest single wire ø mm	outer-ø ± 10% mm	copper figure kg/km	cable weight ≈ kg/km
02500305	3 x 0,50	0,21	6,2	14,4	54
02500405	4 x 0,50	0,21	6,8	19,2	67
02500505	5 x 0,50	0,21	7,6	24,0	82
02500705	7 x 0,50	0,21	9,1	33,6	116
02501205	12 x 0,50	0,21	11,3	57,6	170
02501805	18 x 0,50	0,21	13,4	86,4	245
02502505	25 x 0,50	0,21	16,7	120,0	340
02503205	32 x 0,50	0,21	17,8	153,6	418
02503405	34 x 0,50	0,21	18,5	163,2	444
02504205	42 x 0,50	0,21	19,9	201,6	540
02505005	50 x 0,50	0,21	21,9	240,0	622
02506005	60 x 0,50	0,21	23,2	288,0	727
02500307	3 x 0,75	0,21	7,1	21,6	72
02500407	4 x 0,75	0,21	7,7	28,8	86
02500507	5 x 0,75	0,21	8,6	36,0	109
02500707	7 x 0,75	0,21	10,3	50,4	153
02501207	12 x 0,75	0,21	12,6	86,4	218
02501807	18 x 0,75	0,21	15,1	129,6	323
02502507	25 x 0,75	0,21	18,5	180,0	442
02503207	32 x 0,75	0,21	20,0	230,4	549
02503407	34 x 0,75	0,21	21,0	244,8	592
02504207	42 x 0,75	0,21	22,6	302,4	722
02505007	50 x 0,75	0,21	24,8	360,0	829
02506007	60 x 0,75	0,21	26,3	432,0	970
02500310	3 x 1,00	0,21	7,4	28,8	81
02500410	4 x 1,00	0,21	7,9	38,4	97
02500510	5 x 1,00	0,21	8,9	48,0	123
02500710	7 x 1,00	0,21	10,6	67,2	173
02501210	12 x 1,00	0,21	13,2	115,2	255
02501810	18 x 1,00	0,21	15,6	172,8	369

item no.	no. of cores x cross section n x mm ²	largest single wire ø mm	outer-ø ± 10% mm	copper figure kg/km	cable weight ≈ kg/km
02502510	25 x 1,00	0,21	19,3	240,0	514
02503210	32 x 1,00	0,21	20,9	307,2	640
02503410	34 x 1,00	0,21	21,7	326,4	678
02504210	42 x 1,00	0,21	23,6	403,2	839
02505010	50 x 1,00	0,21	25,8	480,0	965
02506010	60 x 1,00	0,21	27,4	576,0	1132
02500315	3 x 1,50	0,26	8,6	43,2	113
02500415	4 x 1,50	0,26	9,3	57,6	136
02500515	5 x 1,50	0,26	10,4	72,0	167
02500715	7 x 1,50	0,26	12,7	100,8	237
02501215	12 x 1,50	0,26	15,5	172,8	355
02501815	18 x 1,50	0,26	18,5	259,2	523
02502515	25 x 1,50	0,26	22,8	360,0	729
02503215	32 x 1,50	0,26	24,6	460,8	904
02503415	34 x 1,50	0,26	25,8	489,6	973
02504215	42 x 1,50	0,26	28,0	604,8	1201
02505015	50 x 1,50	0,26	30,6	720,0	1384
02506015	60 x 1,50	0,26	32,5	864,0	1605
02500325	3 x 2,50	0,26	10,0	72,0	163
02500425	4 x 2,50	0,26	11,2	96,0	204
02500525	5 x 2,50	0,26	12,3	120,0	250
02500725	7 x 2,50	0,26	14,8	168,0	357
02501225	12 x 2,50	0,26	18,3	288,0	528
02501825	18 x 2,50	0,26	22,1	432,0	786
02502525	25 x 2,50	0,26	27,0	600,0	1078
02503225	32 x 2,50	0,26	29,5	768,0	1357
02503425	34 x 2,50	0,26	30,6	816,0	1439
02504225	42 x 2,50	0,26	32,9	1008,0	1743
02505025	50 x 2,50	0,26	35,7	1200,0	1991
02506025	60 x 2,50	0,26	37,9	1440,0	2347

Other dimensions and colours are possible on request.

Control and connection cables

H05VVC4V5-K

PVC control cable with numbered cores, inner sheath and overall copper screen



marking example:
SAB BRÜCKSKES · D-VIERSEN · H05VVC4V5-K 12G1,50mm² CE

Construction:	
Conductor:	bare copper strands acc. to IEC 60228, VDE 0295, class 5
Insulation:	PVC, TI2 acc. to EN 50363-3 + VDE 0207-363-3
Colour code:	black cores with consecutive numbers acc. to EN 50334 + VDE 0293-334, green-yellow earth wire from 3 cores
Stranding:	in layers
Inner sheath:	PVC, TM2 acc. to EN 50363-4-1 + VDE 0207-363-4-1
Screen:	tinned copper braiding
Sheath material:	PVC, TM5 acc. to EN 50363-4-1 + VDE 0207-363-4-1
Sheath colour:	grey (RAL 7000)

Technical data:	
Nominal voltage:	U _o /U 300/500 V
Testing voltage:	core/core 3000 V core/screen 2000 V
Min. bending radius	
<i>fixed laying:</i>	5 x d
<i>flexible application:</i>	10 x d
Radiation resistance:	8 x 10 ⁷ cJ/kg
Temperature range	DIN VDE
<i>fixed laying:</i>	-40/+70 °C
<i>flexible application:</i>	+5/+70 °C
Fire performance:	flame retardant and self-extinguishing acc. to IEC 60332-1-2 + VDE 0482-332-1-2
Oil resistance:	very good - TM5 acc. to EN 50363-4-1 + VDE 0207-363-4-1
Chem. resistance:	see chapter N „Technical data“
Absence of harmful substances:	acc. to RoHS directive of the European Union, see chapter N „Technical data“

- Outstanding features:**
- » good EMC characteristics
 - » flexible
 - » oil resistant
 - » VDE resp. HAR standardized

item no.	no. of cores x cross section n x mm ²	largest single wire ø mm	outer-ø ± 10% mm	copper figure kg/km	cable weight ≈ kg/km
02550305	3 x 0,50	0,21	8,8	47,3	115
02550405	4 x 0,50	0,21	9,4	54,4	130
02550505	5 x 0,50	0,21	10,2	67,2	157
02550705	7 x 0,50	0,21	11,7	78,1	199
02551205	12 x 0,50	0,21	14,1	116,2	280
02551805	18 x 0,50	0,21	16,4	148,2	376
02552505	25 x 0,50	0,21	19,6	220,7	516
02553205	32 x 0,50	0,21	21,0	269,0	617
02553405	34 x 0,50	0,21	21,7	280,6	648
02554205	42 x 0,50	0,21	23,1	322,7	756
02555005	50 x 0,50	0,21	25,5	376,8	882
02556005	60 x 0,50	0,21	26,8	429,2	999
02550307	3 x 0,75	0,21	9,5	57,0	134
02550407	4 x 0,75	0,21	10,5	72,0	163
02550507	5 x 0,75	0,21	11,0	80,0	184
02550707	7 x 0,75	0,21	12,9	99,9	246
02551207	12 x 0,75	0,21	15,6	147,1	344
02551807	18 x 0,75	0,21	18,3	221,6	488
02552507	25 x 0,75	0,21	22,5	299,3	669
02553207	32 x 0,75	0,21	23,2	351,8	765
02553407	34 x 0,75	0,21	24,2	368,8	816
02554207	42 x 0,75	0,21	26,0	440,9	977
02555007	50 x 0,75	0,21	28,4	518,7	1125
02556007	60 x 0,75	0,21	30,1	596,5	1295
02550310	3 x 1,00	0,21	9,9	64,5	149
02550410	4 x 1,00	0,21	10,5	81,8	174
02550510	5 x 1,00	0,21	11,5	92,3	202
02550710	7 x 1,00	0,21	13,4	117,6	265
02551210	12 x 1,00	0,21	16,0	176,6	377

item no.	no. of cores x cross section n x mm ²	largest single wire ø mm	outer-ø ± 10% mm	copper figure kg/km	cable weight ≈ kg/km
02551810	18 x 1,00	0,21	19,0	272,5	551
02552510	25 x 1,00	0,21	22,5	359,3	725
02553210	32 x 1,00	0,21	24,1	430,8	862
02553410	34 x 1,00	0,21	25,3	462,5	938
02554210	42 x 1,00	0,21	27,0	544,4	1104
02555010	50 x 1,00	0,21	29,4	641,8	1271
02556010	60 x 1,00	0,21	31,2	744,9	1468
02550315	3 x 1,50	0,26	11,0	87,2	188
02550415	4 x 1,50	0,26	11,9	102,3	220
02550515	5 x 1,50	0,26	13,2	122,0	270
02550715	7 x 1,50	0,26	15,3	161,4	357
02551215	12 x 1,50	0,26	18,9	272,3	536
02551815	18 x 1,50	0,26	21,9	377,2	736
02552515	25 x 1,50	0,26	26,2	499,2	985
02553215	32 x 1,50	0,26	28,2	618,7	1199
02553415	34 x 1,50	0,26	29,4	651,4	1278
02554215	42 x 1,50	0,26	31,4	774,5	1513
02555015	50 x 1,50	0,26	33,8	899,6	1704
02556015	60 x 1,50	0,26	35,7	1067,3	1973
02550325	3 x 2,50	0,26	12,6	180,9	249
02550425	4 x 2,50	0,26	13,8	154,4	308
02550525	5 x 2,50	0,26	15,1	180,2	367
02550725	7 x 2,50	0,26	17,8	259,2	509
02551225	12 x 2,50	0,26	21,7	405,4	741
02551825	18 x 2,50	0,26	25,7	569,5	1049
02552525	25 x 2,50	0,26	30,4	765,7	1381
02553225	32 x 2,50	0,26	32,7	943,0	1667
02553425	34 x 2,50	0,26	33,8	995,6	1759
02554225	42 x 2,50	0,26	36,1	1213,1	2112

Other dimensions and colours are possible on request.

Control and connection cables

CC 600

PVC control cable with numbered black cores, AWG 20 - AWG 10



marking example:

SAB BRÖCKSKES · D-VIERSEN · <VDE-REG 7000> 4x1,5mm² CC 600 16 AWG/4c 02041604

AWM Style 21216 90°C Oil 60°C 600V CSA AWM I/II A/B 90°C F 600V FT1 FT2 CE

Construction:

Conductor:	bare copper strands acc. to IEC 60228, VDE 0295, class 5
Insulation:	special PVC acc. to VDE and UL/CSA
Colour code:	black cores with consecutive numbers acc. to EN 50334 + VDE 0293-334, green-yellow earth wire from 3 cores
Stranding:	in layers
Sheath material:	special oil resistant PVC acc. to VDE and UL/CSA
Sheath colour:	grey (RAL 7000)

Technical data:

Nominal voltage:	U ₀ /U 300/500 V	
Voltage UL/CSA:	600 V	
Testing voltage:	core/core 3000 V	
Min. bending radius		
<i>fixed laying:</i>	4 x d	
<i>flexible application:</i>	6 x d	
Radiation resistance:	8 x 10 ⁷ cJ/kg	
Temperature range	DIN VDE	UL/CSA: up to +90 °C
<i>fixed laying:</i>	-40/+70 °C	
<i>flexible application:</i>	+5/+70 °C	
Fire performance:	flame retardant and self-extinguishing acc. to IEC 60332-1-2 + VDE 0482-332-1-2, UL VW-1, CSA FT1, FT2	
Oil resistance:	very good - TM5 acc. to EN 50363-4-1 + VDE 0207-363-4-1, Oil 60 °C acc. to UL 758, Fuel Oil acc. to CSA-C 22.2 No. 210	
Chem. resistance:	see chapter N „Technical data“	
Absence of harmful substances:	acc. to RoHS directive of the European Union, see chapter N „Technical data“	

Outstanding features:

- » UL recognized, CSA approved
- » high mechanical loading capacity
- » oil resistant
- » acc. to VDE-Reg. no. 7000

item no.	no. of cores x cross section n x AWG	largest single wire ø mm	outer-ø ± 10% mm	copper figure kg/km	cable weight ≈ kg/km
02042002	2 x 20	0,21	5,3	9,6	41
02042003	3 x 20	0,21	5,6	14,4	48
02042004	4 x 20	0,21	6,0	19,2	57
02042005	5 x 20	0,21	6,7	24,0	70
02042007	7 x 20	0,21	7,2	33,6	86
02042008	8 x 20	0,21	8,5	38,4	108
02042010	10 x 20	0,21	9,4	48,0	126
02042012	12 x 20	0,21	9,7	57,6	143
02042014	14 x 20	0,21	10,1	67,2	161
02042016	16 x 20	0,21	10,9	76,8	186
02042018	18 x 20	0,21	11,4	86,4	205
02041903	3 x 19	0,21	6,2	21,6	60
02041904	4 x 19	0,21	6,7	28,8	71
02041905	5 x 19	0,21	7,5	36,0	89
02041907	7 x 19	0,21	8,2	50,4	111
02041908	8 x 19	0,21	9,6	57,6	136
02041910	10 x 19	0,21	10,6	72,0	161
02041912	12 x 19	0,21	10,9	86,4	182
02041914	14 x 19	0,21	11,4	100,8	205
02041916	16 x 19	0,21	12,0	115,2	228
02041918	18 x 19	0,21	12,9	129,6	261
02041802	2 x 18	0,21	6,0	19,2	55
02041803	3 x 18	0,21	6,4	28,8	68
02041804	4 x 18	0,21	7,0	38,4	82
02041805	5 x 18	0,21	7,8	48,0	102
02041807	7 x 18	0,21	8,5	67,2	128
02041808	8 x 18	0,21	9,9	76,8	157
02041812	12 x 18	0,21	11,3	115,2	211
02041814	14 x 18	0,21	12,1	134,4	245

item no.	no. of cores x cross section n x AWG	largest single wire ø mm	outer-ø ± 10% mm	copper figure kg/km	cable weight ≈ kg/km
02041818	18 x 18	0,21	13,6	172,8	311
02041602	2 x 16	0,26	6,7	28,8	71
02041603	3 x 16	0,26	7,1	43,2	87
02041604	4 x 16	0,26	7,9	57,6	109
02041605	5 x 16	0,26	8,6	72,0	131
02041607	7 x 16	0,26	9,6	100,8	171
02041608	8 x 16	0,26	11,2	115,2	208
02041610	10 x 16	0,26	12,4	144,0	245
02041612	12 x 16	0,26	12,8	172,8	281
02041614	14 x 16	0,26	13,6	201,6	325
02041616	16 x 16	0,26	14,3	230,4	365
02041618	18 x 16	0,26	15,3	259,2	413
02041402	2 x 14	0,26	8,1	48,0	108
02041403	3 x 14	0,26	8,6	72,0	132
02041404	4 x 14	0,26	9,5	96,0	166
02041405	5 x 14	0,26	10,6	120,0	208
02041407	7 x 14	0,26	11,6	168,0	263
02041408	8 x 14	0,26	13,8	192,0	322
02041410	10 x 14	0,26	15,2	240,0	383
02041412	12 x 14	0,26	15,7	288,0	440
02041418	18 x 14	0,26	18,7	432,0	643
02041203	3 x 12	0,31	10,2	115,2	196
02041204	4 x 12	0,31	11,3	153,6	246
02041205	5 x 12	0,31	12,6	192,0	304
02041207	7 x 12	0,31	13,9	268,8	397
02041003	3 x 10	0,31	12,1	172,8	284
02041004	4 x 10	0,31	13,2	230,4	351
02041005	5 x 10	0,31	14,9	288,0	440

Continued on next page

Control and connection cables

CC 600

PVC control cable with numbered black cores, AWG 8 - AWG 1



marking example:

SAB BRÖCKSKES · D-VIERSEN · <VDE-REG 7000> 4x10 mm² CC 600 8 AWG/4c 02040804

AWM Style 21216 90°C Oil 60°C 600V CSA AWM I/II A/B 90°C F 600V FT1 FT2 CE

Construction:

Conductor:	bare copper strands acc. to IEC 60228, VDE 0295, class 5
Insulation:	special PVC acc. to VDE and UL/CSA
Colour code:	black cores with consecutive numbers acc. to EN 50334 + VDE 0293-334, green-yellow earth wire from 3 cores
Stranding:	in layers
Sheath material:	special oil resistant PVC acc. to VDE and UL/CSA
Sheath colour:	grey (RAL 7000)

Outstanding features:

- » UL recognized, CSA approved
- » high mechanical loading capacity
- » oil resistant
- » acc. to VDE-Reg. no. 7000

Technical data:

Nominal voltage:	U ₀ /U 300/500 V	
Voltage UL/CSA:	600 V	
Testing voltage:	core/core 3000 V	
Min. bending radius		
<i>fixed laying:</i>	4 x d	
<i>flexible application:</i>	6 x d	
Radiation resistance:	8 x 10 ⁷ cJ/kg	
Temperature range	DIN VDE	UL/CSA: up to +90 °C
<i>fixed laying:</i>	-40/+70 °C	
<i>flexible application:</i>	+5/+70 °C	
Fire performance:	flame retardant and self-extinguishing acc. to IEC 60332-1-2 + VDE 0482-332-1-2, UL VW-1, CSA FT1, FT2	
Oil resistance:	very good - TM5 acc. to EN 50363-4-1 + VDE 0207-363-4-1 Oil 60 °C acc. to UL 758, Fuel Oil acc. to CSA-C 22.2 No. 210	
Chem. resistance:	see chapter N „Technical data“	
Absence of harmful substances:	acc. to RoHS directive of the European Union, see chapter N „Technical data“	

item no.	no. of cores x cross section n x AWG	largest single wire ø mm	outer-ø ± 10% mm	copper figure kg/km	cable weight ≈ kg/km
02040803	3 x 8	0,41	15,7	288,0	495
02040804	4 x 8	0,41	17,5	384,0	611
02040805	5 x 8	0,41	19,5	480,0	749
02040604	4 x 6	0,41	21,3	614,4	940
02040605	5 x 6	0,41	24,0	768,0	1189
02040404	4 x 4	0,41	26,5	960,0	1466
02040204	4 x 2	0,41	30,4	1344,0	2007
02040104	4 x 1	0,41	34,9	1920,0	2831

Other dimensions and colours are possible on request.

Control and connection cables

CC 600 blue

PVC control cable with numbered blue cores, AWG 20 - AWG 10



marking example:

SAB BRÜCKSKES · D-VIERSEN · <VDE-REG 7000> 4x1,5mm² CC 600 blue 16 AWG/4c 02081604

AWM Style 21216 90°C Oil 60°C 600V CSA AWM I/II A/B 90°C F 600V FT1 FT2 CE

Construction:

Conductor:	bare copper strands acc. to IEC 60228, VDE 0295, class 5
Insulation:	special PVC acc. to VDE and UL/CSA
Colour code:	black cores with consecutive numbers acc. to EN 50334 + VDE 0293-334, green-yellow earth wire from 3 cores
Stranding:	in layers
Sheath material:	special oil resistant PVC acc. to VDE and UL/CSA
Sheath colour:	grey (RAL 7000)

Technical data:

Nominal voltage:	U ₀ /U 300/500 V	
Voltage UL/CSA:	600 V	
Testing voltage:	core/core 3000 V	
Min. bending radius		
<i>fixed laying:</i>	4 x d	
<i>flexible application:</i>	6 x d	
Radiation resistance:	8 x 10 ⁷ cJ/kg	
Temperature range	DIN VDE	UL/CSA: up to +90 °C
<i>fixed laying:</i>	-40/+70 °C	
<i>flexible application:</i>	+5/+70 °C	
Fire performance:	flame retardant and self-extinguishing acc. to IEC 60332-1-2 + VDE 0482-332-1-2, UL VW-1, CSA FT1, FT2	
Oil resistance:	very good - TM5 acc. to EN 50363-4-1 + VDE 0207-363-4-1 Oil 60 °C acc. to UL 758, Fuel Oil acc. to CSA-C 22.2 No. 210	
Chem. resistance:	see chapter N „Technical data“	
Absence of harmful substances:	acc. to RoHS directive of the European Union, see chapter N „Technical data“	

Outstanding features:

- » UL recognized, CSA approved
- » high mechanical loading capacity
- » oil resistant
- » acc. to VDE-Reg. no. 7000

item no.	no. of cores x cross section n x AWG	largest single wire ø mm	outer-ø ± 10% mm	copper figure kg/km	cable weight ≈ kg/km
02082002	2 x 20	0,21	5,3	9,6	41
02082003	3 x 20	0,21	5,6	14,4	48
02082004	4 x 20	0,21	6,0	19,2	57
02082005	5 x 20	0,21	6,7	24,0	70
02082007	7 x 20	0,21	7,2	33,6	86
02082008	8 x 20	0,21	8,5	38,4	108
02082010	10 x 20	0,21	9,4	48,0	126
02082012	12 x 20	0,21	9,7	57,6	143
02082014	14 x 20	0,21	10,1	67,2	161
02082016	16 x 20	0,21	10,9	76,8	186
02082018	18 x 20	0,21	11,4	86,4	205
02081903	3 x 19	0,21	6,2	21,6	60
02081904	4 x 19	0,21	6,7	28,8	71
02081905	5 x 19	0,21	7,5	36,0	89
02081907	7 x 19	0,21	8,2	50,4	111
02081908	8 x 19	0,21	9,6	57,6	136
02081910	10 x 19	0,21	10,6	72,0	161
02081912	12 x 19	0,21	10,9	86,4	182
02081914	14 x 19	0,21	11,4	100,8	205
02081916	16 x 19	0,21	12,0	115,2	228
02081918	18 x 19	0,21	12,9	129,6	261
02081802	2 x 18	0,21	6,0	19,2	55
02081803	3 x 18	0,21	6,4	28,8	68
02081804	4 x 18	0,21	7,0	38,4	82
02081805	5 x 18	0,21	7,8	48,0	102
02081807	7 x 18	0,21	8,5	67,2	128
02081808	8 x 18	0,21	9,9	76,8	157
02081812	12 x 18	0,21	11,3	115,2	211
02081814	14 x 18	0,21	12,1	134,4	245

item no.	no. of cores x cross section n x AWG	largest single wire ø mm	outer-ø ± 10% mm	copper figure kg/km	cable weight ≈ kg/km
02081818	18 x 18	0,21	13,6	172,8	311
02081602	2 x 16	0,26	6,7	28,8	71
02081603	3 x 16	0,26	7,1	43,2	87
02081604	4 x 16	0,26	7,9	57,6	109
02081605	5 x 16	0,26	8,6	72,0	131
02081607	7 x 16	0,26	9,6	100,8	171
02081608	8 x 16	0,26	11,2	115,2	208
02081610	10 x 16	0,26	12,4	144,0	245
02081612	12 x 16	0,26	12,8	172,8	281
02081614	14 x 16	0,26	13,6	201,6	325
02081616	16 x 16	0,26	14,3	230,4	365
02081618	18 x 16	0,26	15,3	259,2	413
02081402	2 x 14	0,26	8,1	48,0	108
02081403	3 x 14	0,26	8,6	72,0	132
02081404	4 x 14	0,26	9,5	96,0	166
02081405	5 x 14	0,26	10,6	120,0	208
02081407	7 x 14	0,26	11,6	168,0	263
02081408	8 x 14	0,26	13,8	192,0	322
02081410	10 x 14	0,26	15,2	240,0	383
02081412	12 x 14	0,26	15,7	288,0	440
02081418	18 x 14	0,26	18,7	432,0	643
02081203	3 x 12	0,31	10,2	115,2	196
02081204	4 x 12	0,31	11,3	153,6	246
02081205	5 x 12	0,31	12,6	192,0	304
02081207	7 x 12	0,31	13,9	268,8	397
02081003	3 x 10	0,31	12,1	172,8	284
02081004	4 x 10	0,31	13,2	230,4	351
02081005	5 x 10	0,31	14,9	288,0	440

Continued on next page

Control and connection cables

CC 600 blue

PVC control cable with numbered blue cores, AWG 8 - AWG 1



marking example:

SAB BRÖCKSKES · D-VIERSEN · CC 600 blue 8 AWG/4c 02080804

AWM Style 21216 90°C Oil 60°C 600V CSA AWM I/II A/B 90°C F 600V FT1 FT2 CE

Construction:	
Conductor:	bare copper strands acc. to UL/CSA
Insulation:	special PVC acc. to VDE and UL/CSA
Colour code:	blue cores with consecutive numbers acc. to EN 50334 + VDE 0293-334, green-yellow earth wire from 3 cores
Stranding:	in layers
Sheath material:	special oil resistant PVC acc. to VDE and UL/CSA
Sheath colour:	grey (RAL 7000)

Technical data:	
Nominal voltage:	Uo/U 300/500 V
Voltage UL/CSA:	600 V
Testing voltage:	core/core 3000 V
Min. bending radius	
fixed laying:	4 x d
flexible application:	6 x d
Radiation resistance:	8 x 10 ⁷ cJ/kg
Temperature range	DIN VDE UL/CSA: up to +90 °C
fixed laying:	-40/+70 °C
flexible application:	+5/+70 °C
Fire performance:	flame retardant and self-extinguishing acc. to IEC 60332-1-2 + VDE 0482-332-1-2, UL VW-1, CSA FT1, FT2
Oil resistance:	very good - TM5 acc. to EN 50363-4-1 + VDE 0207-363-4-1 Oil 60 °C acc. to UL 758, Fuel Oil acc. to CSA-C 22.2 No. 210
Chem. resistance:	see chapter N „Technical data“
Absence of harmful substances:	acc. to RoHS directive of the European Union, see chapter N „Technical data“

- Outstanding features:**
- » UL recognized, CSA approved
 - » high mechanical loading capacity
 - » oil resistant
 - » on request construction with metric conductor stranding and VDE-Reg. no.

item no.	no. of cores x cross section n x AWG	largest single wire ø mm	outer-ø ± 10% mm	copper figure kg/km	cable weight ≈ kg/km
02080803	3 x 8	0,41	15,3	253,4	449
02080804	4 x 8	0,41	17,0	337,9	570
02080805	5 x 8	0,41	18,9	422,4	696
02080604	4 x 6	0,41	20,9	541,4	845
02080605	5 x 6	0,41	23,6	676,8	969
02080404	4 x 4	0,41	25,6	844,8	1360
02080208	4 x 2	0,41	30,4	1344,0	2007
02080104	4 x 1	0,41	33,2	1651,2	2464

Other dimensions and colours are possible on request.

Control and connection cables

CC 600 CY Lean

PVC control cable with numbered cores and overall copper screen, AWG 20 - AWG 10



marking example:

SAB BRÜCKSKES · D-VIERSEN · 32380410 4x1,0mm² CC 600 CY Lean 18 AWG/4c 32381804

AWM Style 21216 90°C Oil 60°C 600V CSA AWM I/II A/B 90° 600V FT1 FT2 CE

Construction:

Conductor:	bare copper strands acc. to IEC 60228, VDE 0295, class 5
Insulation:	special PVC acc. to VDE and UL/CSA
Colour code:	black cores with consecutive numbers acc. to EN 50334 + VDE 0293-334, green-yellow earth wire from 3 cores
Stranding:	in layers
Screen:	tinned copper braiding
Sheath material:	special oil resistant PVC acc. to VDE and UL/CSA
Sheath colour:	grey (RAL 7000)

Technical data:

Nominal voltage:	U ₀ /U 300/500 V	
Voltage UL/CSA:	600 V	
Testing voltage:	core/core	2000 V
	core/screen	2000 V
Min. bending radius		
<i>fixed laying:</i>	5 x d	
<i>flexible application:</i>	10 x d	
Radiation resistance:	5 x 10 ⁷ cJ/kg	
Temperature range	DIN VDE	UL/CSA: up to +90 °C
<i>fixed laying:</i>	-40/+70 °C	
<i>flexible application:</i>	+5/+70 °C	
Fire performance:	flame retardant and self-extinguishing acc. to IEC 60332-1-2 + VDE 0482-332-1-2, UL VW-1, CSA FT1, FT2	
Oil resistance:	very good - TM5 acc. to EN 50363-4-1 + VDE 0207-363-4-1	
Absence of harmful substances:	acc. to RoHS directive of the European Union, see chapter N „Technical data“	

Outstanding features:

- » UL recognized, CSA approved
- » good EMC characteristics
- » reduced outer diameter
- » small bending radius
- » high mechanical loading capacity
- » oil resistant

item no.	no. of cores x cross section n x AWG	largest single wire ø mm	outer-ø ± 10% mm	copper figure kg/km	cable weight ≈ kg/km
32382002	2 x 20	0,21	5,8	25,5	45
32382003	3 x 20	0,21	6,2	30,4	54
32382004	4 x 20	0,21	6,6	36,9	65
32382005	5 x 20	0,21	7,2	43,7	78
32382007	7 x 20	0,21	7,9	55,0	97
32382012	12 x 20	0,21	10,2	86,8	153
32382025	25 x 20	0,21	15,0	206,0	332
32381902	2 x 19	0,21	6,4	30,5	52
32381903	3 x 19	0,21	6,7	39,3	64
32381904	4 x 19	0,21	7,2	48,5	77
32381905	5 x 19	0,21	8,0	57,5	95
32381907	7 x 19	0,21	8,7	76,7	122
32381912	12 x 19	0,21	11,6	140,4	206
32381918	18 x 19	0,21	13,8	189,4	292
32381925	25 x 19	0,21	16,7	278,3	412
32381802	2 x 18	0,21	6,6	36,9	58
32381803	3 x 18	0,21	6,9	48,3	73
32381804	4 x 18	0,21	7,7	59,7	91
32381805	5 x 18	0,21	8,3	71,7	109
32381807	7 x 18	0,21	9,2	93,4	145
32381812	12 x 18	0,21	12,2	169,4	240
32381818	18 x 18	0,21	14,5	258,5	362
32381825	25 x 18	0,21	17,3	349,9	478

item no.	no. of cores x cross section n x AWG	largest single wire ø mm	outer-ø ± 10% mm	copper figure kg/km	cable weight ≈ kg/km
32381602	2 x 16	0,26	7,2	48,5	74
32381603	3 x 16	0,26	7,8	64,6	97
32381604	4 x 16	0,26	8,4	81,3	114
32381605	5 x 16	0,26	9,3	98,2	140
32381607	7 x 16	0,26	10,1	129,9	177
32381612	12 x 16	0,26	13,7	232,6	311
32381618	18 x 16	0,26	16,4	357,1	479
32381622	22 x 16	0,26	18,0	427,4	576
32381625	25 x 16	0,26	19,6	483,7	634
32381403	3 x 14	0,26	9,3	98,2	136
32381404	4 x 14	0,26	10,0	125,1	168
32381405	5 x 14	0,26	11,3	167,8	219
32381407	7 x 14	0,26	12,5	222,4	284
32381412	12 x 14	0,26	16,8	386,4	487
32381418	18 x 14	0,26	19,8	556,0	701
32381425	25 x 14	0,26	24,0	741,7	985
32381203	3 x 12	0,31	11,0	162,8	205
32381204	4 x 12	0,31	12,1	207,8	260
32381205	5 x 12	0,31	13,4	251,6	319
32381207	7 x 12	0,31	14,9	354,7	428
32381003	3 x 10	0,31	12,7	227,4	282
32381004	4 x 10	0,31	13,9	290,3	357
32381005	5 x 10	0,31	15,7	385,4	463

Continued on next page

Control and connection cables

CC 600 CY Lean

PVC control cable with numbered cores and overall copper screen, AWG 8 - AWG 4



marking example:

SAB BRÜCKSKES · D-VIERSEN · 323804610 4x1,00mm² CC 600 CY Lean 8 AWG/4c 32380804

AWM Style 21216 90°C Oil 60°C 600V CSA AWM I/II A/B 90° 600V FT1 FT2 CE

Construction:

Conductor:	bare copper strands acc. to UL/CSA
Insulation:	special PVC acc. to VDE and UL/CSA
Colour code:	black cores with consecutive numbers acc. to EN 50334 + VDE 0293-334, green-yellow earth wire from 3 cores
Stranding:	in layers
Screen:	tinned copper braiding
Sheath material:	special oil resistant PVC acc. to VDE and UL/CSA
Sheath colour:	grey (RAL 7000)

Technical data:

Nominal voltage:	U _o /U 300/500 V	
Voltage UL/CSA:	600 V	
Testing voltage:	core/core	2000 V
	core/screen	2000 V
Min. bending radius		
<i>fixed laying:</i>	5 x d	
<i>flexible application:</i>	10 x d	
Radiation resistance:	5 x 10 ⁷ cJ/kg	
Temperature range	DIN VDE	UL/CSA: up to +90 °C
<i>fixed laying:</i>	-40/+70 °C	
<i>flexible application:</i>	+5/+70 °C	
Fire performance:	flame retardant and self-extinguishing acc. to IEC 60332-1-2 + VDE 0482-332-1-2, UL VW-1, CSA FT1, FT2	
Oil resistance:	very good - TM5 acc. to EN 50363-4-1 + VDE 0207-363-4-1	
Absence of harmful substances:	acc. to RoHS directive of the European Union, see chapter N „Technical data“	

Outstanding features:

- » UL recognized, CSA approved
- » good EMC characteristics
- » reduced outer diameter
- » small bending radius
- » high mechanical loading capacity
- » oil resistant

item no.	no. of cores x cross section n x AWG	largest single wire ø mm	outer-ø ± 10% mm	copper figure kg/km	cable weight ≈ kg/km
32380804	4 x 8	0,41	18,6	508,9	648
32380604	4 x 6	0,41	22,8	753,8	946
32380404	4 x 4	0,41	27,6	1133,3	1462

Other dimensions and colours are possible on request.

Control and connection cables

CC 600 CY

PVC control cable with numbered cores, inner sheath and overall copper screen, AWG 20 - AWG 10



marking example:

SAB BRÜCKSKES · D-VIERSEN · <VDE-REG 7000> 4x1,0mm² CC 600 CY 18 AWG/4c 02591804

AWM Style 21216 90°C 600V Oil 60°C CSA AWM I/II A/B 90°C F 600V FT1 FT2 CE

Construction:		Technical data:	
Conductor:	bare copper strands acc. to IEC 60228, VDE 0295, class 5	Nominal voltage:	U ₀ /U 300/500 V
Insulation:	special PVC acc. to VDE and UL/CSA	Voltage UL/CSA:	600 V
Colour code:	black cores with consecutive numbers acc. to EN 50334 + VDE 0293-334, green-yellow earth wire from 3 cores	Testing voltage:	core/core 3000 V core/screen 2000 V
Stranding:	in layers	Min. bending radius	
Inner sheath:	special PVC acc. to VDE and UL/CSA	<i>fixed laying:</i>	5 x d
Screen:	tinned copper braiding	<i>flexible application:</i>	10 x d
Sheath material:	special oil resistant PVC acc. to VDE and UL/CSA	Radiation resistance:	5 x 10 ⁷ cJ/kg
Sheath colour:	grey (RAL 7000)	Temperature range	DIN VDE UL/CSA: up to +90 °C
		<i>fixed laying:</i>	-40/+70 °C
		<i>flexible application:</i>	+5/+70 °C
		Fire performance:	flame retardant and self-extinguishing acc. to IEC 60332-1-2 + VDE 0482-332-1-2, UL VW-1, CSA FT1, FT2
		Oil resistance:	very good - TM5 acc. to EN 50363-4-1 + VDE 0207-363-4-1, Oil 60 °C acc. to UL 758, Fuel Oil acc. to CSA-C 22.2 No. 210
		Absence of harmful substances:	acc. to RoHS directive of the European Union, see chapter N „Technical data“

- Outstanding features:**
- » UL recognized, CSA approved
 - » high mechanical loading capacity
 - » oil resistant
 - » acc. to VDE-Reg. no. 7000

item no.	no. of cores x cross section n x AWG	largest single wire ø mm	outer-ø ± 10% mm	copper figure kg/km	cable weight ≈ kg/km
02592002	2 x 20	0,21	7,4	30,1	82
02592003	3 x 20	0,21	7,9	36,9	95
02592004	4 x 20	0,21	8,4	42,0	109
02592007	7 x 20	0,21	9,6	60,3	146
02592012	12 x 20	0,21	12,5	114,5	243
02592025	25 x 20	0,21	16,7	219,8	428
02591902	2 x 19	0,21	8,1	37,1	98
02591903	3 x 19	0,21	8,6	47,5	113
02591904	4 x 19	0,21	9,1	55,0	129
02591905	5 x 19	0,21	10,1	81,6	164
02591907	7 x 19	0,21	11,6	102,3	210
02591912	12 x 19	0,21	13,7	147,8	292
02591918	18 x 19	0,21	15,9	198,5	395
02591925	25 x 19	0,21	18,9	293,6	543
02591802	2 x 18	0,21	8,3	42,0	105
02591803	3 x 18	0,21	8,6	52,6	118
02591804	4 x 18	0,21	9,4	64,9	141
02591805	5 x 18	0,21	10,2	93,9	174
02591807	7 x 18	0,21	11,1	114,2	209
02591812	12 x 18	0,21	14,1	177,3	324
02591818	18 x 18	0,21	16,3	272,3	461
02591825	25 x 18	0,21	19,6	355,2	612

item no.	no. of cores x cross section n x AWG	largest single wire ø mm	outer-ø ± 10% mm	copper figure kg/km	cable weight ≈ kg/km
02591602	2 x 16	0,26	9,1	55,0	129
02591603	3 x 16	0,26	9,5	69,8	146
02591604	4 x 16	0,26	10,3	103,7	182
02591605	5 x 16	0,26	11,0	122,8	214
02591607	7 x 16	0,26	12,2	153,4	262
02591612	12 x 16	0,26	15,6	243,5	408
02591618	18 x 16	0,26	18,4	371,7	587
02591625	25 x 16	0,26	22,3	494,3	815
02591403	3 x 14	0,26	11,2	119,1	215
02591404	4 x 14	0,26	12,1	148,0	256
02591405	5 x 14	0,26	13,2	180,9	307
02591407	7 x 14	0,26	14,4	236,7	381
02591412	12 x 14	0,26	18,9	401,8	622
02591425	25 x 14	0,26	26,1	761,7	1151
02591203	3 x 12	0,31	13,0	173,1	299
02591204	4 x 12	0,31	14,1	220,0	361
02591205	5 x 12	0,31	15,3	260,0	424
02591207	7 x 12	0,31	16,9	372,5	553
02591003	3 x 10	0,31	14,9	242,1	406
02591004	4 x 10	0,31	16,0	301,9	480
02591005	5 x 10	0,31	17,9	396,4	605

Continued on next page

Control and connection cables

CC 600 CY

PVC control cable with numbered cores, inner sheath and overall copper screen, AWG 8 - AWG 1



600V Oil 60°C CSA AWM I/II A/B 90°C F 600V FT1 FT2 CE

marking example:

SAB BRÖCKSKES · D-VIERSEN · <VDE-REG 7000> 4x1,0mm² CC 600 CY 8 AWG/4c 02590804

AWM Style 21216 90°C 600V Oil 60°C CSA AWM I/II A/B 90°C F 600V FT1 FT2 CE

Construction:

Conductor:	bare copper strands acc. to UL/CSA
Insulation:	special PVC acc. to VDE and UL/CSA
Colour code:	black cores with consecutive numbers acc. to EN 50334 + VDE 0293-334, green-yellow earth wire from 3 cores
Stranding:	in layers
Inner sheath:	special PVC acc. to VDE and UL/CSA
Screen:	tinned copper braiding
Sheath material:	special oil resistant PVC acc. to VDE and UL/CSA
Sheath colour:	grey (RAL 7000)

Outstanding features:

- » UL recognized, CSA approved
- » high mechanical loading capacity
- » oil resistant
- » on request construction with metric conductor stranding and VDE-Reg. no.

Technical data:

Nominal voltage:	U _o /U 300/500 V	
Voltage UL/CSA:	600 V	
Testing voltage:	core/core	3000 V
	core/screen	2000 V
Min. bending radius		
<i>fixed laying:</i>	5 x d	
<i>flexible application:</i>	10 x d	
Radiation resistance:	5 x 10 ⁷ cJ/kg	
Temperature range	DIN VDE	UL/CSA: up to +90 °C
<i>fixed laying:</i>	-40/+70 °C	
<i>flexible application:</i>	+5/+70 °C	
Fire performance:	flame retardant and self-extinguishing acc. to IEC 60332-1-2 + VDE 0482-332-1-2, UL VW-1, CSA FT1, FT2	
Oil resistance:	very good - TM5 acc. to EN 50363-4-1 + VDE 0207-363-4-1, Oil 60 °C acc. to UL 758, Fuel Oil acc. to CSA-C 22.2 No. 210	
Absence of harmful substances:	acc. to RoHS directive of the European Union, see chapter N „Technical data“	

item no.	no. of cores x cross section n x AWG	largest single wire ø mm	outer-ø ± 10% mm	copper figure kg/km	cable weight ≈ kg/km
02590804	4 x 8	0,41	20,5	517,1	790
02590604	4 x 6	0,41	24,3	771,1	110
02590404	4 x 4	0,41	29,4	1033,3	1703
02590204	4 x 2	0,41	34,2	1553,2	2328
02590104	4 x 1	0,41	36,6	1879,3	2801

Other dimensions and colours are possible on request.

Control and connection cables

CC 600 T

PVC control cable with numbered cores and extended temperature range, AWG 20 - AWG 10



marking example:

SAB BRÜCKSKES · D-VIERSEN · 02580415 4x1,5mm² CC 600 T 16 AWG/4c 0258-1604

AWM Style 2586 105°C 600V CSA AWM I/II A/B 105°C 600V FT1 FT2 CE

Construction:

Conductor:	bare copper strands acc. to IEC 60228, VDE 0295, class 5
Insulation:	special heat resistant PVC
Colour code:	black cores with consecutive numbers acc. to EN 50334 + VDE 0293-334, green-yellow earth wire from 3 cores
Stranding:	in layers
Sheath material:	special heat resistant PVC
Sheath colour:	grey (RAL 7000)

Technical data:

Nominal voltage:	U ₀ /U 300/500 V	
Voltage UL/CSA:	600 V	
Testing voltage:	core/core 2000 V	
Min. bending radius		
<i>fixed laying:</i>	4 x d	
<i>flexible application:</i>	6 x d	
Radiation resistance:	8 x 10 ⁷ cJ/kg	
Temperature range	DIN VDE	UL/CSA: up to +105 °C
<i>fixed laying:</i>	-40/+90 °C	
<i>flexible application:</i>	+5/+90 °C	
<i>short time use:</i>	+105 °C	
Fire performance:	flame retardant and self-extinguishing acc. to IEC 60332-1-2 + VDE 0482-332-1-2, UL VW-1, CSA FT1, FT2	
Oil resistance:	acc. to internal standard, see chapter N „Technical data“	
Absence of harmful substances:	acc. to RoHS directive of the European Union, see chapter N „Technical data“	

Outstanding features:

- » UL recognized, CSA approved
- » Temperature range up to +105 °C

item no.	no. of cores x cross section n x AWG	largest single wire ø mm	outer-ø ± 10% mm	copper figure kg/km	cable weight ≈ kg/km
02582002	2 x 20	0,21	5,3	10,3	39
02582003	3 x 20	0,21	5,6	15,4	46
02582004	4 x 20	0,21	6,0	20,5	54
02582005	5 x 20	0,21	6,7	25,6	67
02582007	7 x 20	0,21	7,2	35,9	83
02582008	8 x 20	0,21	8,5	41,0	103
02582010	10 x 20	0,21	9,4	51,3	121
02582012	12 x 20	0,21	9,7	61,5	138
02582014	14 x 20	0,21	10,1	71,8	154
02582016	16 x 20	0,21	10,9	82,0	179
02582018	18 x 20	0,21	11,4	92,3	198
02581903	3 x 19	0,21	6,2	21,6	57
02581904	4 x 19	0,21	6,7	28,8	68
02581905	5 x 19	0,21	7,5	36,0	85
02581907	7 x 19	0,21	8,2	50,4	107
02581908	8 x 19	0,21	9,6	57,6	131
02581910	10 x 19	0,21	10,6	72,0	154
02581912	12 x 19	0,21	10,9	86,4	175
02581914	14 x 19	0,21	11,4	100,8	197
02581916	16 x 19	0,21	12,2	115,2	227
02581918	18 x 19	0,21	12,9	129,6	252
02581802	2 x 18	0,21	6,0	19,2	53
02581803	3 x 18	0,21	6,4	28,8	65
02581804	4 x 18	0,21	7,0	38,4	79
02581805	5 x 18	0,21	7,8	48,0	98
02581807	7 x 18	0,21	8,5	67,2	123
02581808	8 x 18	0,21	9,9	76,8	151
02581810	10 x 18	0,21	11,0	96,0	178
02581812	12 x 18	0,21	11,3	115,2	204

item no.	no. of cores x cross section n x AWG	largest single wire ø mm	outer-ø ± 10% mm	copper figure kg/km	cable weight ≈ kg/km
02581814	14 x 18	0,21	12,1	134,4	236
02581818	18 x 18	0,21	13,6	172,8	300
02581602	2 x 16	0,26	6,7	28,8	69
02581603	3 x 16	0,26	7,1	43,2	84
02581604	4 x 16	0,26	7,9	57,6	105
02581605	5 x 16	0,26	8,6	72,0	127
02581607	7 x 16	0,26	9,6	100,8	166
02581608	8 x 16	0,26	11,2	115,2	201
02581610	10 x 16	0,26	12,4	144,0	238
02581612	12 x 16	0,26	12,8	172,8	272
02581614	14 x 16	0,26	13,6	201,6	315
02581616	16 x 16	0,26	14,3	230,4	354
02581618	18 x 16	0,26	15,3	259,2	400
02581402	2 x 14	0,26	8,1	48,0	105
02581403	3 x 14	0,26	8,6	72,0	128
02581404	4 x 14	0,26	9,5	96,0	161
02581405	5 x 14	0,26	10,6	120,0	200
02581407	7 x 14	0,26	11,6	168,0	255
02581408	8 x 14	0,26	13,8	192,0	313
02581410	10 x 14	0,26	15,2	240,0	371
02581412	12 x 14	0,26	15,7	288,0	428
02581418	18 x 14	0,26	18,7	432,0	627
02581203	3 x 12	0,31	10,2	115,2	190
02581204	4 x 12	0,31	11,3	153,6	239
02581205	5 x 12	0,31	12,6	192,0	295
02581207	7 x 12	0,31	13,9	268,8	386
02581003	3 x 10	0,31	12,1	172,8	276
02581004	4 x 10	0,31	13,2	230,4	342
02581005	5 x 10	0,31	14,9	288,0	428

Continued on next page

Control and connection cables

CC 600 T

PVC control cable with numbered cores and extended temperature range, AWG 8 - AWG 1



2586 105°C 600V CSA AWM I/II A/B 105°C 600V FT1 FT2 CE

marking example:

SAB BRÜCKSKES · D-VIERSEN · 02580461 4x10,0mm² CC 600 T 8 AWG/4c 02580804

AWM Style 2586 105°C 600V CSA AWM I/II A/B 105°C 600V FT1 FT2 CE

Construction:

Conductor:	bare copper strands acc. to UL/CSA
Insulation:	special heat resistant PVC
Colour code:	black cores with consecutive numbers acc. to EN 50334 + VDE 0293-334, green-yellow earth wire from 3 cores
Stranding:	in layers
Sheath material:	special heat resistant PVC
Sheath colour:	grey (RAL 7000)

Outstanding features:

- » UL recognized, CSA approved
- » Temperature range up to +105 °C
- » on request construction with metric conductor stranding

Technical data:

Nominal voltage:	U ₀ /U 300/500 V	
Voltage UL/CSA:	600 V	
Testing voltage:	core/core 2000 V	
Min. bending radius		
<i>fixed laying:</i>	4 x d	
<i>flexible application:</i>	6 x d	
Radiation resistance:	8 x 10 ⁷ cJ/kg	
Temperature range	DIN VDE	UL/CSA: up to +105 °C
<i>fixed laying:</i>	-40/+90 °C	
<i>flexible application:</i>	+5/+90 °C	
<i>short time use:</i>	+105 °C	
Fire performance:	flame retardant and self-extinguishing acc. to IEC 60332-1-2 + VDE 0482-332-1-2, UL VW-1, CSA FT1, FT2	
Oil resistance:	acc. to internal standard, see chapter N „Technical data“	
Absence of harmful substances:	acc. to RoHS directive of the European Union, see chapter N „Technical data“	

item no.	no. of cores x cross section n x AWG	largest single wire ø mm	outer-ø ± 10% mm	copper figure kg/km	cable weight ≈ kg/km
02580804	4 x 8	0,41	17,0	337,9	557
02580805	5 x 8	0,41	18,9	442,4	676
02580604	4 x 6	0,41	20,9	541,4	755
02580404	4 x 4	0,41	25,6	844,8	1335
02580204	4 x 2	0,41	30,4	1344,0	2052
02580104	4 x 1	0,41	33,2	1651,2	2423

Other dimensions and colours are possible on request.

Control and connection cables

CC 600 CY T

PVC control cable with numbered cores, extended temperature range and overall copper screen, AWG 20 - AWG 10



05°C 600V CSA AWM I/II A/B 105°C 600V FT1 FT2 CE



marking example:

SAB BRÜCKSKES · D-VIERSEN · 4x1,5mm² CC 600 CYT 16 AWG/4c 02781604

AWM Style 2586 105°C 600V CSA AWM I/II A/B 105°C 600V FT1 FT2 CE

Construction:

Conductor:	bare copper strands acc. to IEC 60228, VDE 0295, class 5
Insulation:	special heat resistant PVC
Colour code:	black cores with consecutive numbers acc. to EN 50334 + VDE 0293-334, green-yellow earth wire from 3 cores
Stranding:	in layers with PETP foil over the outer layer
Screen:	tinned copper braiding
Sheath material:	special heat resistant PVC
Sheath colour:	grey (RAL 7000)

Technical data:

Nominal voltage:	U ₀ /U 300/500 V	
Voltage UL/CSA:	600 V	
Testing voltage:	core/core	2000 V
	core/screen	2000 V
Min. bending radius		
fixed laying:	5 x d	
flexible application:	10 x d	
Radiation resistance:	8 x 10 ⁷ cJ/kg	
Temperature range	DIN VDE	UL/CSA: up to +105 °C
flexible application:	-40/+90 °C	
flexible application:	+5/+90 °C	
short time use:	+105 °C	
Fire performance:	flame retardant and self-extinguishing acc. to IEC 60332-1-2 + VDE 0482-332-1-2, UL VW-1, CSA FT1, FT2	
Oil resistance:	acc. to internal standard, see chapter N „Technical data“	
Absence of harmful substances:	acc. to RoHS directive of the European Union, see chapter N „Technical data“	

Outstanding features:

- » UL recognized, CSA approved
- » Temperature range up to +105 °C

item no.	no. of cores x cross section n x AWG	largest single wire ø mm	outer-ø ± 10% mm	copper figure kg/km	cable weight ≈ kg/km
02782002	2 x 20	0,21	5,8	26,0	46
02782003	3 x 20	0,21	6,2	31,5	56
02782004	4 x 20	0,21	6,6	48,7	66
02782007	7 x 20	0,21	7,9	68,2	100
02782012	12 x 20	0,21	10,6	111,5	175
02782015	15 x 20	0,21	11,6	128,1	210
02782025	25 x 20	0,21	14,6	196,7	320
02781802	2 x 18	0,21	6,6	47,4	60
02781803	3 x 18	0,21	6,9	57,6	75
02781804	4 x 18	0,21	7,7	70,3	93
02781805	5 x 18	0,21	8,3	85,6	111
02781807	7 x 18	0,21	9,2	105,6	143
02781812	12 x 18	0,21	12,2	166,9	245
02781815	15 x 18	0,21	13,6	205,2	304
02781818	18 x 18	0,21	14,3	240,8	343
02781825	25 x 18	0,21	17,3	343,7	483
02781850	50 x 18	0,21	23,3	620,3	902
02781602	2 x 16	0,26	7,2	58,3	74
02781603	3 x 16	0,26	7,8	75,3	95
02781604	4 x 16	0,26	8,4	95,3	116
02781605	5 x 16	0,26	9,3	110,5	144

item no.	no. of cores x cross section n x AWG	largest single wire ø mm	outer-ø ± 10% mm	copper figure kg/km	cable weight ≈ kg/km
02781607	7 x 16	0,26	10,3	150,7	193
02781612	12 x 16	0,26	13,7	231,2	319
02781615	15 x 16	0,26	15,2	285,3	393
02781618	18 x 16	0,26	16,4	358,2	475
02781625	25 x 16	0,26	19,6	476,2	642
02781650	50 x 16	0,26	25,8	881,0	1179
02781403	3 x 14	0,26	9,3	110,5	139
02781404	4 x 14	0,26	10,2	145,8	184
02781405	5 x 14	0,26	11,4	171,8	227
02781407	7 x 14	0,26	12,5	222,2	289
02781412	12 x 14	0,26	16,8	388,0	498
02781418	18 x 14	0,26	19,8	548,8	709
02781425	25 x 14	0,26	23,9	754,0	979
02781203	3 x 12	0,31	10,9	165,8	205
02781204	4 x 12	0,31	12,1	206,1	264
02781205	5 x 12	0,31	13,2	252,9	320
02781207	7 x 12	0,31	15,0	337,7	433
02781003	3 x 10	0,31	12,7	232,8	291
02781004	4 x 10	0,31	13,9	298,0	365
02781005	5 x 10	0,31	15,4	358,1	450

Continued on next page


Control and connection cables

CC 600 CY T

PVC control cable with numbered cores, extended temperature range and overall copper screen, AWG 8 - AWG 1



05°C 600V CSA AWM I/II A/B 105°C 600V FT1 FT2 CE



marking example:

SAB BRÖCKSKES · D-VIERSEN · CC 600 CYT 8 AWG/4c 02780804 AWM Style 2586 105°C 600V CSA AWM I/II A/B 105°C 600V FT1 FT2 CE

Construction:

Conductor:	bare copper strands acc. to UL/CSA
Insulation:	special heat resistant PVC
Colour code:	black cores with consecutive numbers acc. to EN 50334 + VDE 0293-334, green-yellow earth wire from 3 cores
Stranding:	in layers with PETP foil over the outer layer
Screen:	tinned copper braiding
Sheath material:	special heat resistant PVC
Sheath colour:	grey (RAL 7000)

Outstanding features:

- » UL recognized, CSA approved
- » Temperature range up to +105 °C
- » on request construction with metric conductor stranding

Technical data:

Nominal voltage:	Uo/U 300/500 V	
Voltage UL/CSA:	600 V	
Testing voltage:	core/core	2000 V
	core/screen	2000 V
Min. bending radius		
<i>fixed laying:</i>	5 x d	
<i>flexible application:</i>	10 x d	
Radiation resistance:	8 x 10 ⁷ cJ/kg	
Temperature range	DIN VDE	UL/CSA: up to +105 °C
<i>fixed laying:</i>	-40/+90 °C	
<i>flexible application:</i>	+5/+90 °C	
<i>short time use:</i>	+105 °C	
Fire performance:	flame retardant and self-extinguishing acc. to IEC 60332-1-2 + VDE 0482-332-1-2, UL VW-1, CSA FT1, FT2	
Oil resistance:	acc. to internal standard, see chapter N „Technical data“	
Absence of harmful substances:	acc. to RoHS directive of the European Union, see chapter N „Technical data“	

item no.	no. of cores x cross section n x AWG	largest single wire ø mm	outer-ø ± 10% mm	copper figure kg/km	cable weight ≈ kg/km
02780804	4 x 8	0,41	17,9	448,6	602
02780604	4 x 6	0,41	22,5	750,4	964
02780404	4 x 4	0,41	27,6	1016,3	1356
02780204	4 x 2	0,41	31,5	1541,2	1891
02780104	4 x 1	0,41	33,9	1858,5	2341

Other dimensions and colours are possible on request.

Control and connection cables

CC 600 DS T

PVC control cable with numbered cores, extended temperature range and double screen



105°C 600V CSA AWM I/II A/B 105°C 600V FT1 FT2 CE



marking example:

SAB BRÜCKSKES · D-VIERSEN · 4x1,5mm² CC 600 DS T 0287-1604 16 AWG/4c AWM Style 2586 105°C 600V CSA AWM I/II A/B 105°C 600V FT1 FT2 CE

Construction:

Conductor:	bare copper strands acc. to IEC 60228, VDE 0295, class 5
Insulation:	special heat resistant PVC
Colour code:	black cores with consecutive numbers acc. to EN 50334 + VDE 0293-334, green-yellow earth wire from 3 cores
Stranding:	in layers
Screen:	alu foil with a drain wire and tinned copper braiding
Sheath material:	special heat resistant PVC
Sheath colour:	grey (RAL 7000)

Technical data:

Nominal voltage:	U ₀ /U 300/500 V	
Voltage UL/CSA:	600 V	
Testing voltage:	core/core	2000 V
	core/screen	2000 V
Min. bending radius		
<i>fixed laying:</i>	5 x d	
<i>flexible application:</i>	10 x d	
Radiation resistance:	8 x 10 ⁷ cJ/kg	
Temperature range	DIN VDE	UL/CSA: up to +105 °C
<i>fixed laying:</i>	-40/+90 °C	
<i>flexible application:</i>	+5/+90 °C	
<i>short time use:</i>	+105 °C	
Fire performance:	flame retardant and self-extinguishing acc. to IEC 60332-1-2 + VDE 0482-332-1-2, UL VW-1, CSA FT1, FT2	
Oil resistance:	acc. to internal standard, see chapter N „Technical data“	
Absence of harmful substances:	acc. to RoHS directive of the European Union, see chapter N „Technical data“	

Outstanding features:

- » UL recognized, CSA approved
- » Temperature range up to +105 °C
- » very good EMC characteristics

item no.	no. of cores x cross section n x AWG	drain wire	largest single wire ø mm	outer-ø ± 10% mm	copper figure kg/km	cable weight ≈ kg/km
02872002	2 x 20	20 AWG	0,21	6,3	27,0	54
02872003	3 x 20	20 AWG	0,21	6,7	32,5	64
02872004	4 x 20	20 AWG	0,21	7,1	49,7	74
02872007	7 x 20	20 AWG	0,21	8,4	69,4	108
02872009	9 x 20	20 AWG	0,21	10,1	100,0	145
02872012	12 x 20	20 AWG	0,21	11,2	113,0	190
02872015	15 x 20	20 AWG	0,21	12,3	130,0	225
02871802	2 x 18	18 AWG	0,21	7,5	49,4	76
02871803	3 x 18	18 AWG	0,21	7,8	59,2	91
02871804	4 x 18	18 AWG	0,21	8,4	71,8	106
02871805	5 x 18	18 AWG	0,21	9,2	87,7	128
02871807	7 x 18	18 AWG	0,21	9,9	107,1	156
02871809	9 x 18	18 AWG	0,21	12,1	130,0	200
02871812	12 x 18	18 AWG	0,21	13,1	169,1	265
02871815	15 x 18	18 AWG	0,21	14,3	207,1	319
02871818	18 x 18	18 AWG	0,21	15,2	243,3	366
02871602	2 x 16	16 AWG	0,26	7,9	68,3	90
02871603	3 x 16	16 AWG	0,26	8,6	85,3	112
02871604	4 x 16	16 AWG	0,26	9,4	105,3	135
02871605	5 x 16	16 AWG	0,26	10,3	121,5	165

item no.	no. of cores x cross section n x AWG	drain wire	largest single wire ø mm	outer-ø ± 10% mm	copper figure kg/km	cable weight ≈ kg/km
02871607	7 x 16	16 AWG	0,26	11,3	162,5	217
02871609	9 x 16	16 AWG	0,26	13,7	203,8	285
02871612	12 x 16	16 AWG	0,26	14,7	244,2	345
02871615	15 x 16	16 AWG	0,26	16,2	299,3	420
02871618	18 x 16	16 AWG	0,26	17,4	345,1	505
02871403	3 x 14	14 AWG	0,26	10,5	150,5	171
02871404	4 x 14	14 AWG	0,26	11,4	185,8	220
02871405	5 x 14	14 AWG	0,26	12,6	210,8	265
02871407	7 x 14	14 AWG	0,26	13,7	262,4	324
02871409	9 x 14	14 AWG	0,26	16,8	332,0	475
02871412	12 x 14	14 AWG	0,26	18,0	414,7	538
02871418	18 x 14	14 AWG	0,26	21,0	608,8	750
02871203	3 x 12	14 AWG	0,31	12,1	205,8	237
02871204	4 x 12	14 AWG	0,31	13,3	245,3	295
02871205	5 x 12	14 AWG	0,31	14,4	289,9	354
02871207	7 x 12	14 AWG	0,31	16,2	377,3	465
02871003	3 x 10	14 AWG	0,31	13,9	272,8	325
02871004	4 x 10	14 AWG	0,31	15,1	338,0	399
02871005	5 x 10	14 AWG	0,31	16,6	398,3	485
02870804	4 x 8	14 AWG	0,41	19,8	523,7	650

Other dimensions and colours are possible on request.

Control and connection cables

CC 600 MTW Type MTW

PVC control cable and Machine-Tool cable with numbered cores



marking example:

SAB BRÜCKSKES · D-VIERSEN · 4x1,5mm² CC 600 MTW 16 AWG/4c 35501604

UL Type MTW 600V AWM Style 21216 90°C 600V Oil 60°C CSA AWM I/II A/B 90°C 1000V FT1 FT2 CE

Construction:

Conductor:	bare copper strands acc. to IEC 60228, VDE 0295, class 5, UL standard 758 table 5.1, UL 1581 table 20.1
Insulation:	special formulated PVC/Nylon
Colour code:	black cores with consecutive numbers acc. to EN 50334 + VDE 0293-334, green-yellow earth wire from 3 cores
Stranding:	in layers
Sheath material:	special oil resistant PVC
Sheath colour:	grey (RAL 7000)

Technical data:

Voltage:	UL-AWM / (UL) 600 V	CSA 1000 V
Testing voltage:	core/core 4000 V	
Min. bending radius		
<i>fixed laying:</i>	4 x d	
<i>flexible application:</i>	6 x d	
Radiation resistance:	8 x 10 ⁷ cJ/kg	
Temperature range:	UL/CSA: -25/+90 °C	
Fire performance:	CSA FT1, FT2	
Oil resistance:	very good - TM5 acc. to EN 50363-4-1 + VDE 0207-363-4-1, Oil 60 °C acc. to UL 758, Fuel Oil acc. to CSA-C 22.2 No. 210	
Impact and Crushing test:	acc. to UL 1277	
Machinery Area:	yes	
Absence of harmful substances:	acc. to RoHS directive of the European Union, see chapter N „Technical data“	

Outstanding features:

- » UL recognized, (UL) listed, CSA approved
- » flexible cable for use as Machine-Tool Cable
- » oil resistant
- » NFPA 79 for industrial machinery

item no.	no. of cores x cross section n x AWG	largest single wire ø mm	outer-ø ± 10% mm	copper figure kg/km	cable weight ≈ kg/km
35501803	3 x 18	0,21	7,7	28,8	86
35501804	4 x 18	0,21	8,3	38,4	103
35501805	5 x 18	0,21	9,1	48,0	123
35501807	7 x 18	0,21	9,8	67,2	151
35501809	9 x 18	0,21	12,0	86,4	196
35501812	12 x 18	0,21	12,6	115,2	235
35501816	16 x 18	0,21	14,7	153,6	320
35501818	18 x 18	0,21	15,4	172,8	354
35501819	19 x 18	0,21	16,2	182,4	374
35501825	25 x 18	0,21	18,2	240,0	465
35501827	27 x 18	0,21	18,2	259,2	491
35501837	37 x 18	0,21	20,3	355,2	639
35501850	50 x 18	0,21	24,8	480,0	898
35501603	3 x 16	0,26	8,4	43,2	107
35501604	4 x 16	0,26	9,1	57,6	128
35501605	5 x 16	0,26	9,8	72,0	153
35501607	7 x 16	0,26	10,7	100,8	191
35501608	8 x 16	0,26	12,3	115,2	229
35501609	9 x 16	0,26	13,2	129,6	255
35501612	12 x 16	0,26	14,5	172,8	323
35501616	16 x 16	0,26	16,1	230,4	409
35501618	18 x 16	0,26	16,8	259,2	452
35501619	19 x 16	0,26	16,8	273,6	466
35501625	25 x 16	0,26	20,1	360,0	604
35501627	27 x 16	0,26	20,1	388,8	641
35501641	41 x 16	0,26	25,1	590,4	993
35501650	50 x 16	0,26	27,3	720,0	1174

item no.	no. of cores x cross section n x AWG	largest single wire ø mm	outer-ø ± 10% mm	copper figure kg/km	cable weight ≈ kg/km
35501661	61 x 16	0,26	29,0	878,4	1390
35501403	3 x 14	0,26	9,3	72,0	143
35501404	4 x 14	0,26	10,0	96,0	173
35501405	5 x 14	0,26	11,0	120,0	209
35501407	7 x 14	0,26	11,9	168,0	265
35501409	9 x 14	0,26	15,4	216,0	373
35501412	12 x 14	0,26	16,1	288,0	446
35501418	18 x 14	0,26	18,8	432,0	633
35501425	25 x 14	0,26	23,5	600,0	902
35501203	3 x 12	0,31	10,5	115,2	199
35501204	4 x 12	0,31	11,4	153,6	244
35501205	5 x 12	0,31	12,5	192,0	296
35501207	7 x 12	0,31	14,4	268,8	404
35501003	3 x 10	0,31	12,4	172,8	285
35501004	4 x 10	0,31	14,3	230,4	377
35501005	5 x 10	0,31	15,6	288,0	453
35501007	7 x 10	0,31	17,0	403,2	584
35500804	4 x 8	0,41	18,1	337,9	590
35500805	5 x 8	0,41	19,9	422,4	709
35500604	4 x 6	0,41	22,8	541,4	919
35500605	5 x 6	0,41	25,1	676,8	1110
35500404	4 x 4	0,41	27,4	844,8	1393
35500405	5 x 4	0,41	30,3	1056,0	1684
35500204	4 x 2	0,41	31,8	1344,0	1769
35500205	5 x 2	0,41	35,2	1680,0	2398
35500104	4 x 1	0,41	34,3	1651,2	2428

Other dimensions and colours are possible on request.

Control and connection cables

CC 600 MTW CY Type MTW

PVC control cable and Machine-Tool cable with numbered cores and overall copper screen



marking example:

SAB BRÖCKSKES · D-VIERSEN · 4x1,5mm² CC 600 MTW CY 16 AWG/4c 35601604

UL Type MTW 600V AWM Style 21216 90°C Oil 60°C 600V CSA AWM I/II A/B 90°C 1000V FT1 FT2 CE

Construction:

Conductor:	bare copper strands acc. to IEC 60228, VDE 0295, class 5, UL standard 758 table 5.1, UL 1581 table 20.1
Insulation:	special formulated PVC/Nylon
Colour code:	black cores with consecutive numbers acc. to EN 50334 + VDE 0293-334, green-yellow earth wire from 3 cores
Stranding:	in layers
Wrapping:	non-woven tape
Screen:	tinned copper braiding
Sheath material:	special oil resistant PVC
Sheath colour:	grey (RAL 7000)

Technical data:

Voltage:	UL-AWM / (UL) 600 V	CSA 1000 V
Testing voltage:	core/core 4000 V	core/screen 2000 V
Min. bending radius		
fixed laying:	5 x d	
flexible application:	10 x d	
Radiation resistance:	5 x 10 ⁷ cJ/kg	
Temperature range:	(UL)/CSA: -25/+90 °C	
Fire performance:	CSA FT1, FT2	
Oil resistance:	very good - TM5 acc. to EN 50363-4-1 + VDE 0207-363-4-1, Oil 60 °C acc. to UL 758, Fuel Oil acc. to CSA-C 22.2 No. 210	
Impact and Crushing test:	acc. to UL 1277	
Machinery Area:	yes	
Absence of harmful substances:	acc. to RoHS directive of the European Union, see chapter N „Technical data“	

Outstanding features:

- » UL recognized, (UL) listed, CSA approved
- » flexible cable for use as Machine-Tool Cable
- » oil resistant
- » NFPA 79 for industrial machinery

item no.	no. of cores x cross section n x AWG	largest single wire ø mm	outer-ø ± 10% mm	copper figure kg/km	cable weight ≈ kg/km
35601803	3 x 18	0,21	8,5	50,3	97
35601804	4 x 18	0,21	9,2	62,2	116
35601805	5 x 18	0,21	9,9	74,3	142
35601807	7 x 18	0,21	10,6	96,4	167
35601809	9 x 18	0,21	13,0	146,0	244
35601812	12 x 18	0,21	14,3	175,1	293
35601816	16 x 18	0,21	15,9	251,0	397
35601818	18 x 18	0,21	16,6	270,9	431
35601819	19 x 18	0,21	17,4	292,4	460
35601825	25 x 18	0,21	19,4	364,0	560
35601827	27 x 18	0,21	19,4	383,2	586
35601837	37 x 18	0,21	22,6	494,2	802
35601850	50 x 18	0,21	26,0	650,0	1029
35601603	3 x 16	0,26	9,2	67,0	117
35601604	4 x 16	0,26	9,9	83,9	140
35601605	5 x 16	0,26	10,5	101,2	178
35601607	7 x 16	0,26	11,7	154,8	222
35601608	8 x 16	0,26	14,1	175,0	300
35601609	9 x 16	0,26	15,1	215,5	347
35601612	12 x 16	0,26	15,9	270,2	401
35601616	16 x 16	0,26	17,3	340,3	495
35601618	18 x 16	0,26	18,1	370,1	539
35601619	19 x 16	0,26	18,1	384,5	553
35601625	25 x 16	0,26	22,4	498,6	766
35601627	27 x 16	0,26	22,4	527,4	802
35601641	41 x 16	0,26	26,3	761,2	1125
35601650	50 x 16	0,26	28,5	896,4	1309

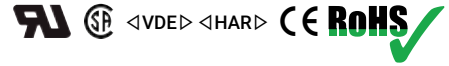
item no.	no. of cores x cross section n x AWG	largest single wire ø mm	outer-ø ± 10% mm	copper figure kg/km	cable weight ≈ kg/km
35601661	61 x 16	0,26	30,2	1075,7	1540
35601403	3 x 14	0,26	10,1	101,0	169
35601404	4 x 14	0,26	11,0	143,6	200
35601405	5 x 14	0,26	12,0	174,2	236
35601407	7 x 14	0,26	12,9	227,5	295
35601409	9 x 14	0,26	16,6	314,1	451
35601412	12 x 14	0,26	17,4	398,0	532
35601418	18 x 14	0,26	20,1	557,1	731
35601425	25 x 14	0,26	24,8	767,1	1031
35601203	3 x 12	0,31	11,5	163,1	239
35601204	4 x 12	0,31	12,5	208,1	289
35601205	5 x 12	0,31	14,3	251,9	367
35601207	7 x 12	0,31	15,6	365,9	481
35601003	3 x 10	0,31	14,1	232,6	356
35601004	4 x 10	0,31	15,5	327,4	453
35601005	5 x 10	0,31	16,8	386,4	530
35601007	7 x 10	0,31	18,2	514,3	670
35600804	4 x 8	0,41	19,3	461,8	682
35600805	5 x 8	0,41	22,2	560,6	870
35600604	4 x 6	0,41	24,0	683,1	1030
35600605	5 x 6	0,41	25,9	846,6	1237
35600404	4 x 4	0,41	28,6	1021,4	1521
35600405	5 x 4	0,41	31,5	1258,3	1838
35600204	4 x 2	0,41	33,0	1552,1	2134
35600205	5 x 2	0,41	36,4	1914,1	2574
35600104	4 x 1	0,41	35,5	1881,2	2345

Other dimensions and colours are possible on request.

Control and connection cables

CC 600 World

PVC control cable with numbered cores



marking example:

SAB BRÖCKSKES · D-VIERSEN · <VDE> <HAR> H05VV5-F 02510415 4G1,5mm² CC 600 World 16 AWG/4c 02511604

AWM Style 21216 90°C 600V Oil 60°C CSA AWM I/II A/B 90°C F 600V FT1 FT2 CE

Construction:

Conductor:	bare copper strands acc. to IEC 60228, VDE 0295, class 5
Insulation:	PVC, Tl2 acc. to EN 50363-3 + VDE 0207-363-3
Colour code:	black cores with consecutive numbers acc. to EN 50334 + VDE 0293-334, green-yellow earth wire from 3 cores
Stranding:	in layers
Sheath material:	PVC, TM5 acc. to EN 50363-4-1 + VDE 0207-363-4-1
Sheath colour:	grey (RAL 7000)

Technical data:

Nominal voltage:	U ₀ /U 300/500 V	
Voltage UL/CSA:	600 V	
Testing voltage:	core/core 3000 V	
Min. bending radius		
fixed laying:	4 x d	
flexible application:	6 x d	
Radiation resistance:	8 x 10 ⁷ cJ/kg	
Temperature range	DIN VDE	UL/CSA: up to +90 °C
fixed laying:	-40/+70 °C	
flexible application:	+5/+70 °C	
Fire performance:	flame retardant and self-extinguishing acc. to IEC 60332-1-2 + VDE 0482-332-1-2, UL VW-1, CSA FT1, FT2	
Oil resistance:	very good - TM5 acc. to EN 50363-4-1 + VDE 0207-363-4-1	
Chem. resistance:	see chapter N „Technical data“	
Absence of harmful substances:	acc. to RoHS directive of the European Union, see chapter N „Technical data“	

Outstanding features:

- » flexible
- » oil resistant
- » VDE resp. HAR standardized, UL recognized, CSA approved

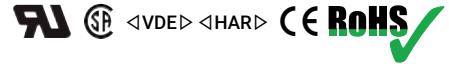
item no.	no. of cores x cross section n x AWG	AWG cross section	outer-ø ± 10% mm	copper figure kg/km	cable weight ≈ kg/km
02510305	3 x 0,50	20	6,5	15,4	60
02510405	4 x 0,50	20	7,2	20,5	74
02510505	5 x 0,50	20	7,9	25,6	91
02510705	7 x 0,50	20	9,5	35,9	129
02511205	12 x 0,50	20	11,5	61,5	182
02511805	18 x 0,50	20	13,8	92,3	269
02510307	3 x 0,75	19	7,1	21,6	73
02510407	4 x 0,75	19	7,9	28,8	90
02510507	5 x 0,75	19	8,0	36,0	97
02510707	7 x 0,75	19	10,4	50,4	157
02511207	12 x 0,75	19	12,9	86,4	229
02511807	18 x 0,75	19	15,3	129,6	333
02510310	3 x 1,00	18	7,4	28,8	83
02510410	4 x 1,00	18	8,1	38,4	101
02510510	5 x 1,00	18	9,1	48,0	128
02510710	7 x 1,00	18	10,8	67,2	179
02511210	12 x 1,00	18	13,3	115,2	261
02511810	18 x 1,00	18	15,9	172,8	384
02510315	3 x 1,50	16	8,4	43,2	112
02510415	4 x 1,50	16	9,5	57,6	141
02510515	5 x 1,50	16	10,6	72,0	177
02510715	7 x 1,50	16	12,8	100,8	252
02511215	12 x 1,50	16	15,7	172,8	368
02511815	18 x 1,50	16	18,8	259,2	541
02510325	3 x 2,50	14	10,1	72,0	166
02510425	4 x 2,50	14	11,3	96,0	209
02510525	5 x 2,50	14	12,5	120,0	258
02510725	7 x 2,50	14	15,0	168,0	367
02511225	12 x 2,50	14	18,6	288,0	546
02511825	18 x 2,50	14	22,6	432,0	821

Other dimensions and colours are possible on request.

Control and connection cables

CC 600 World CY

PVC control cable with numbered cores, inner sheath and overall copper screen



marking example:

SAB BRÖCKSKES · D-VIERSEN · <VDE> <HAR> H05VVC4V5-K 02561215 12G1,5mm² CC 600 World MCY 16 AWG/12c 02561612

AWM Style 21216 90°C 600V Oil 60°C CSA AWM I/II A/B 90°C F 600V FT1 FT2 CE

Construction:

Conductor:	bare copper strands acc. to IEC 60228, VDE 0295, class 5
Insulation:	PVC, T12 acc. to EN 50363-3 + VDE 0207-363-3
Colour code:	black cores with consecutive numbers acc. to EN 50334 + VDE 0293-334, green-yellow earth wire from 3 cores
Stranding:	in layers
Inner sheath:	PVC, TM2 acc. to EN 50363-4-1 + VDE 0207-363-4-1
Screen:	tinned copper braiding
Sheath material:	PVC, TM5 acc. to EN 50363-4-1 + VDE 0207-363-4-1
Sheath colour:	grey (RAL 7000)

Technical data:

Nominal voltage:	U _o /U 300/500 V	
Voltage UL/CSA:	600 V	
Testing voltage:	core/core	3000 V
	core/screen	2000 V
Min. bending radius		
fixed laying:	5 x d	
flexible application:	10 x d	
Radiation resistance:	8 x 10 ⁷ cJ/kg	
Temperature range	DIN VDE	UL/CSA: up to +90 °C
fixed laying:	-40/+70 °C	
flexible application:	+5/+70 °C	
Fire performance:	flame retardant and self-extinguishing acc. to IEC 60332-1-2 + VDE 0482-332-1-2, UL VW-1, CSA FT1, FT2	
Oil resistance:	very good - TM5 acc. to EN 50363-4-1 + VDE 0207-363-4-1	
Chem. resistance:	see chapter N „Technical data“	
Absence of harmful substances:	acc. to RoHS directive of the European Union, see chapter N „Technical data“	

Outstanding features:

- » good EMC characteristics
- » flexible
- » oil resistant
- » VDE resp. HAR standardized, UL recognized, CSA approved

item no.	no. of cores x cross section n x AWG	AWG cross section	outer-ø ± 10% mm	copper figure kg/km	cable weight ≈ kg/km
02560305	3 x 0,50	20	9,1	48,4	121
02560405	4 x 0,50	20	9,9	66,9	149
02560505	5 x 0,50	20	10,6	71,3	168
02560705	7 x 0,50	20	12,2	83,8	215
02561205	12 x 0,50	20	14,4	120,7	291
02561805	18 x 0,50	20	16,9	197,3	425
02560307	3 x 0,75	19	9,9	68,1	150
02560407	4 x 0,75	19	10,6	74,7	169
02560507	5 x 0,75	19	11,4	83,0	195
02560707	7 x 0,75	19	13,2	108,4	259
02561207	12 x 0,75	19	16,0	173,3	371
02561807	18 x 0,75	19	18,4	238,7	505
02560310	3 x 1,00	18	10,1	75,7	160
02560410	4 x 1,00	18	10,5	81,8	172
02560510	5 x 1,00	18	11,7	95,5	211
02560710	7 x 1,00	18	13,6	125,6	283
02561210	12 x 1,00	18	16,5	219,9	422
02561810	18 x 1,00	18	19,1	283,6	564
02560315	3 x 1,50	16	11,1	89,7	193
02560415	4 x 1,50	16	12,2	105,8	229
02560515	5 x 1,50	16	13,3	130,1	277
02560715	7 x 1,50	16	15,9	187,4	392
02561215	12 x 1,50	16	18,9	272,3	535
02561815	18 x 1,50	16	22,5	398,2	783
02560325	3 x 2,50	14	12,9	129,5	266
02560425	4 x 2,50	14	13,8	154,4	306
02560525	5 x 2,50	14	15,5	205,9	393
02560725	7 x 2,50	14	18,1	276,3	535
02561225	12 x 2,50	14	22,3	410,6	773
02561825	18 x 2,50	14	25,8	582,0	1066

Other dimensions and colours are possible on request.

Control and connection cables

CC 600 P

PUR control cable with numbered black cores and inner sheath



marking example:

SAB BRÜCKSKES · D-VIERSEN · 02610415 4x1,5mm² CC 600 P 16 AWG/4c 02611604

AWM Style 21060 80°C 600V CSA AWM I/II A/B 80°C 600V FT1 FT2 CE

Construction:

Conductor:	bare copper strands acc. to IEC 60228, VDE 0295, class 5
Insulation:	PVC, Tl2 acc. to EN 50363-3 + VDE 0207-363-3
Colour code:	black cores with consecutive numbers acc. to EN 50334 + VDE 0293-334, green-yellow earth wire from 3 cores
Stranding:	in layers
Inner sheath:	from 4,0 mm ² : PVC, TM2 acc. to EN 50363-3 + VDE 0207-363-3
Sheath material:	PU acc. to UL 758
Sheath colour:	grey (RAL 7000)

Technical data:

Nominal voltage:	U ₀ /U 300/500 V	
Voltage UL/CSA:	600 V	
Testing voltage:	core/core 2000 V	
Min. bending radius		
fixed laying:	4 x d	
flexible application:	6 x d	
Radiation resistance:	5 x 10 ⁷ cJ/kg	
Temperature range	DIN VDE	UL/CSA: up to +80 °C
fixed laying:	-40/+70 °C	
flexible application:	+5/+70 °C	
Fire performance:	flame retardant and self-extinguishing acc. to IEC 60332-1-2 + VDE 0482-332-1-2, UL VW-1, CSA FT1, FT2	
Oil resistance:	very good - oilrating 60 °C acc. to UL 1581	
Chem. resistance:	good against acids, alkalines, solvents, hydraulic liquids etc.	
Absence of harmful substances:	acc. to RoHS directive of the European Union, see chapter N „Technical data“	

Outstanding features:

- » UL recognized, CSA approved
- » oil resistant
- » abrasion resistant
- » notch resistant
- » good chemical resistance

item no.	no. of cores x cross section n x mm ²	largest single wire ø mm	outer-ø ± 10% mm	copper figure kg/km	cable weight ≈ kg/km
02610205	2 x 0,50	0,21	6,2	10,3	48
02610305	3 x 0,50	0,21	6,4	15,4	56
02610405	4 x 0,50	0,21	6,8	20,5	66
02610505	5 x 0,50	0,21	7,4	25,6	79
02610705	7 x 0,50	0,21	7,9	35,9	96
02611205	12 x 0,50	0,21	10,1	61,5	144
02611805	18 x 0,50	0,21	11,6	92,3	203
02612505	25 x 0,50	0,21	13,7	128,2	265
02613005	30 x 0,50	0,21	14,1	153,8	306
02613405	34 x 0,50	0,21	15,2	174,3	347
02614205	42 x 0,50	0,21	16,6	215,3	432
02615005	50 x 0,50	0,21	18,0	256,4	492
02610207	2 x 0,75	0,21	6,7	14,4	58
02610307	3 x 0,75	0,21	6,9	21,6	67
02610407	4 x 0,75	0,21	7,4	28,8	80
02610507	5 x 0,75	0,21	8,0	36,0	96
02610707	7 x 0,75	0,21	9,3	50,4	130
02611207	12 x 0,75	0,21	11,1	86,4	178
02611807	18 x 0,75	0,21	12,9	129,6	253
02612507	25 x 0,75	0,21	15,2	180,0	330
02613007	30 x 0,75	0,21	16,0	216,0	393
02613407	34 x 0,75	0,21	17,3	244,8	446
02614207	42 x 0,75	0,21	18,5	302,4	542
02615007	50 x 0,75	0,21	20,1	360,0	621
02610210	2 x 1,00	0,21	6,9	19,2	64
02610310	3 x 1,00	0,21	7,1	28,8	76
02610410	4 x 1,00	0,21	7,7	38,4	91
02610510	5 x 1,00	0,21	8,3	48,0	110
02610710	7 x 1,00	0,21	9,6	67,2	148
02611210	12 x 1,00	0,21	11,5	115,2	207
02611810	18 x 1,00	0,21	13,4	172,8	297

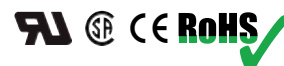
item no.	no. of cores x cross section n x mm ²	largest single wire ø mm	outer-ø ± 10% mm	copper figure kg/km	cable weight ≈ kg/km
02612510	25 x 1,00	0,21	16,0	240,0	397
02613010	30 x 1,00	0,21	16,7	288,0	465
02613410	34 x 1,00	0,21	18,0	326,4	528
02614210	42 x 1,00	0,21	19,2	403,2	642
02615010	50 x 1,00	0,21	22,5	480,0	806
02610215	2 x 1,50	0,26	7,5	28,8	79
02610315	3 x 1,50	0,26	7,8	43,2	96
02610415	4 x 1,50	0,26	8,4	57,6	116
02610515	5 x 1,50	0,26	9,1	72,0	140
02610715	7 x 1,50	0,26	10,6	100,8	190
02611215	12 x 1,50	0,26	12,8	172,8	271
02611815	18 x 1,50	0,26	14,9	259,2	392
02612515	25 x 1,50	0,26	18,0	360,0	536
02613015	30 x 1,50	0,26	18,6	432,0	625
02613415	34 x 1,50	0,26	20,1	489,6	786
02614215	42 x 1,50	0,26	22,9	604,8	936
02615015	50 x 1,50	0,26	25,0	720,0	1080
02610225	2 x 2,50	0,26	8,7	48,0	112
02610325	3 x 2,50	0,26	9,1	72,0	140
02610425	4 x 2,50	0,26	9,8	96,0	170
02610525	5 x 2,50	0,26	10,7	120,0	208
02610725	7 x 2,50	0,26	12,6	168,0	288
02611225	12 x 2,50	0,26	15,3	288,0	412
02611825	18 x 2,50	0,26	18,2	432,0	613
02612525	25 x 2,50	0,26	23,2	600,0	885
02610340	3 x 4,00	0,31	11,9	115,2	233
02610440	4 x 4,00	0,31	13,0	153,6	288
02610540	5 x 4,00	0,31	13,9	192,0	342
02610460	4 x 6,00	0,31	14,7	230,4	393
02610560	5 x 6,00	0,31	16,1	288,0	482
02610461	4 x 10,0	0,41	18,5	384,0	644

Other dimensions and colours are possible on request.

Control and connection cables

CC 600 P blue

PUR control cable with numbered blue cores and inner sheath



marking example:

SAB BRÜCKSKES · D-VIERSEN · 02630415 4x1,5mm² CC 600 P blue 16 AWG/4c 02631604

AWM Style 21060 80°C 600V CSA AWM I/II A/B 80°C 600V FT1 FT2 CE

Construction:

Conductor:	bare copper strands acc. to IEC 60228, VDE 0295, class 5
Insulation:	PVC, Tl2 acc. to EN 50363-3 + VDE 0207-363-3
Colour code:	blue cores with consecutive numbers acc. to EN 50334 + VDE 0293-334, green-yellow earth wire from 3 cores
Stranding:	in layers
Inner sheath:	from 4,0 mm ² : PVC, TM2 acc. to EN 50363-3 + VDE 0207-363-3
Sheath material:	PU acc. to UL 758
Sheath colour:	grey (RAL 7000)

Technical data:

Nominal voltage:	U ₀ /U 300/500 V	
Voltage UL/CSA:	600 V	
Testing voltage:	core/core 2000 V	
Min. bending radius		
fixed laying:	4 x d	
flexible application:	6 x d	
Radiation resistance:	5 x 10 ⁷ cJ/kg	
Temperature range	DIN VDE	UL/CSA: up to +80 °C
fixed laying:	-40/+70 °C	
flexible application:	+5/+70 °C	
Fire performance:	flame retardant and self-extinguishing acc. to IEC 60332-1-2 + VDE 0482-332-1-2, UL VW-1, CSA FT1, FT2	
Oil resistance:	very good - oilrating 60 °C acc. to UL 1581	
Chem. resistance:	good against acids, alkalines, solvents, hydraulic liquids etc.	
Absence of harmful substances:	acc. to RoHS directive of the European Union, see chapter N „Technical data“	

Outstanding features:

- » UL recognized, CSA approved
- » oil resistant
- » abrasion resistant
- » notch resistant
- » good chemical resistance

item no.	no. of cores x cross section n x mm ²	largest single wire ø mm	outer-ø ± 10% mm	copper figure kg/km	cable weight ≈ kg/km
02630205	2 x 0,50	0,21	6,2	10,3	48
02630305	3 x 0,50	0,21	6,4	15,4	56
02630405	4 x 0,50	0,21	6,8	20,5	66
02630505	5 x 0,50	0,21	7,4	25,6	79
02630705	7 x 0,50	0,21	7,9	35,9	96
02631205	12 x 0,50	0,21	10,1	61,5	144
02631805	18 x 0,50	0,21	11,6	92,3	203
02632505	25 x 0,50	0,21	13,7	128,2	265
02633005	30 x 0,50	0,21	14,1	153,8	306
02633405	34 x 0,50	0,21	15,2	174,3	347
02634205	42 x 0,50	0,21	16,6	215,3	432
02635005	50 x 0,50	0,21	18,0	256,4	492
02630207	2 x 0,75	0,21	6,7	14,4	58
02630307	3 x 0,75	0,21	6,9	21,6	67
02630407	4 x 0,75	0,21	7,4	28,8	80
02630507	5 x 0,75	0,21	8,0	36,0	96
02630707	7 x 0,75	0,21	9,3	50,4	130
02631207	12 x 0,75	0,21	11,1	86,4	178
02631807	18 x 0,75	0,21	12,9	129,6	253
02632507	25 x 0,75	0,21	15,2	180,0	330
02633007	30 x 0,75	0,21	16,0	216,0	393
02633407	34 x 0,75	0,21	17,3	244,8	446
02634207	42 x 0,75	0,21	18,5	302,4	542
02635007	50 x 0,75	0,21	20,1	360,0	621
02630210	2 x 1,00	0,21	6,9	19,2	64
02630310	3 x 1,00	0,21	7,1	28,8	76
02630410	4 x 1,00	0,21	7,7	38,4	91
02630510	5 x 1,00	0,21	8,3	48,0	110
02630710	7 x 1,00	0,21	9,6	67,2	148
02631210	12 x 1,00	0,21	11,5	115,2	207
02631810	18 x 1,00	0,21	13,4	172,8	297

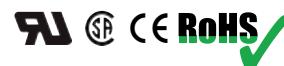
item no.	no. of cores x cross section n x mm ²	largest single wire ø mm	outer-ø ± 10% mm	copper figure kg/km	cable weight ≈ kg/km
02632510	25 x 1,00	0,21	16,0	240,0	397
02633010	30 x 1,00	0,21	16,7	288,0	465
02633410	34 x 1,00	0,21	18,0	326,4	528
02634210	42 x 1,00	0,21	19,2	403,2	642
02635010	50 x 1,00	0,21	22,5	480,0	806
02630215	2 x 1,50	0,26	7,5	28,8	79
02630315	3 x 1,50	0,26	7,8	43,2	96
02630415	4 x 1,50	0,26	8,4	57,6	116
02630515	5 x 1,50	0,26	9,1	72,0	140
02630715	7 x 1,50	0,26	10,6	100,8	190
02631215	12 x 1,50	0,26	12,8	172,8	271
02631815	18 x 1,50	0,26	14,9	259,2	392
02632515	25 x 1,50	0,26	18,0	360,0	536
02633015	30 x 1,50	0,26	18,6	432,0	625
02633415	34 x 1,50	0,26	20,1	489,6	786
02634215	42 x 1,50	0,26	22,9	604,8	936
02635015	50 x 1,50	0,26	25,0	720,0	1080
02630225	2 x 2,50	0,26	8,7	48,0	112
02630325	3 x 2,50	0,26	9,1	72,0	140
02630425	4 x 2,50	0,26	9,8	96,0	170
02630525	5 x 2,50	0,26	10,7	120,0	208
02630725	7 x 2,50	0,26	12,6	168,0	288
02631225	12 x 2,50	0,26	15,3	288,0	412
02631825	18 x 2,50	0,26	18,2	432,0	613
02632525	25 x 2,50	0,26	23,2	600,0	885
02630340	3 x 4,00	0,31	11,9	115,2	233
02630440	4 x 4,00	0,31	13,0	153,6	288
02630540	5 x 4,00	0,31	13,9	192,0	342
02630460	4 x 6,00	0,31	14,7	230,4	393
02630560	5 x 6,00	0,31	16,1	288,0	482
02630461	4 x 10,0	0,41	18,5	384,0	644

Other dimensions and colours are possible on request.

Control and connection cables

CC 600 P red

PUR control cable with numbered red cores and inner sheath



marking example:

SAB BRÜCKSKES · D-VIERSEN · 02640415 4x1,5mm² CC 600 P red 16 AWG/4c 02641604

AWM Style 21060 80°C 600V CSA AWM I/II A/B 80°C 600V FT1 FT2 CE

Construction:

Conductor:	bare copper strands acc. to IEC 60228, VDE 0295, class 5
Insulation:	PVC, Tl2 acc. to EN 50363-3 + VDE 0207-363-3
Colour code:	red cores with consecutive numbers acc. to EN 50334 + VDE 0293-334, green-yellow earth wire from 3 cores
Stranding:	in layers
Inner sheath:	from 4,0 mm ² : PVC, TM2 acc. to EN 50363-3 + VDE 0207-363-3
Sheath material:	PU acc. to UL 758
Sheath colour:	grey (RAL 7000)

Technical data:

Nominal voltage:	U ₀ /U 300/500 V	
Voltage UL/CSA:	600 V	
Testing voltage:	core/core 2000 V	
Min. bending radius		
fixed laying:	4 x d	
flexible application:	6 x d	
Radiation resistance:	5 x 10 ⁷ cJ/kg	
Temperature range	DIN VDE	UL/CSA: up to +80 °C
fixed laying:	-40/+70 °C	
flexible application:	+5/+70 °C	
Fire performance:	flame retardant and self-extinguishing acc. to IEC 60332-1-2 + VDE 0482-332-1-2, UL VW-1, CSA FT1, FT2	
Oil resistance:	very good - oilrating 60 °C acc. to UL 1581	
Chem. resistance:	good against acids, alkalines, solvents, hydraulic liquids etc.	
Absence of harmful substances:	acc. to RoHS directive of the European Union, see chapter N „Technical data“	

Outstanding features:

- » UL recognized, CSA approved
- » oil resistant
- » abrasion resistant
- » notch resistant
- » good chemical resistance

item no.	no. of cores x cross section n x mm ²	largest single wire ø mm	outer-ø ± 10% mm	copper figure kg/km	cable weight ≈ kg/km
02640205	2 x 0,50	0,21	6,2	10,3	48
02640305	3 x 0,50	0,21	6,4	15,4	56
02640405	4 x 0,50	0,21	6,8	20,5	66
02640505	5 x 0,50	0,21	7,4	25,6	79
02640705	7 x 0,50	0,21	7,9	35,9	96
02641205	12 x 0,50	0,21	10,1	61,5	144
02641805	18 x 0,50	0,21	11,6	92,3	203
02642505	25 x 0,50	0,21	13,7	128,2	265
02643005	30 x 0,50	0,21	14,1	153,8	306
02643405	34 x 0,50	0,21	15,2	174,3	347
02644205	42 x 0,50	0,21	16,6	215,3	432
02645005	50 x 0,50	0,21	18,0	256,4	492
02640207	2 x 0,75	0,21	6,7	14,4	58
02640307	3 x 0,75	0,21	6,9	21,6	67
02640407	4 x 0,75	0,21	7,4	28,8	80
02640507	5 x 0,75	0,21	8,0	36,0	96
02640707	7 x 0,75	0,21	9,3	50,4	130
02641207	12 x 0,75	0,21	11,1	86,4	178
02641807	18 x 0,75	0,21	12,9	129,6	253
02642507	25 x 0,75	0,21	15,2	180,0	330
02643007	30 x 0,75	0,21	16,0	216,0	393
02643407	34 x 0,75	0,21	17,3	244,8	446
02644207	42 x 0,75	0,21	18,5	302,4	542
02645007	50 x 0,75	0,21	20,1	360,0	621
02640210	2 x 1,00	0,21	6,9	19,2	64
02640310	3 x 1,00	0,21	7,1	28,8	76
02640410	4 x 1,00	0,21	7,7	38,4	91
02640510	5 x 1,00	0,21	8,3	48,0	110
02640710	7 x 1,00	0,21	9,6	67,2	148
02641210	12 x 1,00	0,21	11,5	115,2	207
02641810	18 x 1,00	0,21	13,4	172,8	297

item no.	no. of cores x cross section n x mm ²	largest single wire ø mm	outer-ø ± 10% mm	copper figure kg/km	cable weight ≈ kg/km
02642510	25 x 1,00	0,21	16,0	240,0	397
02643010	30 x 1,00	0,21	16,7	288,0	465
02643410	34 x 1,00	0,21	18,0	326,4	528
02644210	42 x 1,00	0,21	19,2	403,2	642
02645010	50 x 1,00	0,21	22,5	480,0	806
02640215	2 x 1,50	0,26	7,5	28,8	79
02640315	3 x 1,50	0,26	7,8	43,2	96
02640415	4 x 1,50	0,26	8,4	57,6	116
02640515	5 x 1,50	0,26	9,1	72,0	140
02640715	7 x 1,50	0,26	10,6	100,8	190
02641215	12 x 1,50	0,26	12,8	172,8	271
02641815	18 x 1,50	0,26	14,9	259,2	392
02642515	25 x 1,50	0,26	18,0	360,0	536
02643015	30 x 1,50	0,26	18,6	432,0	625
02643415	34 x 1,50	0,26	20,1	489,6	786
02644215	42 x 1,50	0,26	22,9	604,8	936
02645015	50 x 1,50	0,26	25,0	720,0	1080
02640225	2 x 2,50	0,26	8,7	48,0	112
02640325	3 x 2,50	0,26	9,1	72,0	140
02640425	4 x 2,50	0,26	9,8	96,0	170
02640525	5 x 2,50	0,26	10,7	120,0	208
02640725	7 x 2,50	0,26	12,6	168,0	288
02641225	12 x 2,50	0,26	15,3	288,0	412
02641825	18 x 2,50	0,26	18,2	432,0	613
02642525	25 x 2,50	0,26	23,2	600,0	885
02640340	3 x 4,00	0,31	11,9	115,2	233
02640440	4 x 4,00	0,31	13,0	153,6	288
02640540	5 x 4,00	0,31	13,9	192,0	342
02640460	4 x 6,00	0,31	14,7	230,4	393
02640560	5 x 6,00	0,31	16,1	288,0	482
02640461	4 x 10,0	0,41	18,5	384,0	644

Other dimensions and colours are possible on request.

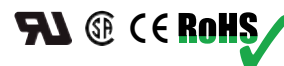
Control and connection cables

CC 600 CP

PUR control cable with numbered cores and overall copper screen



80°C 600V CSA AWM I/II A/B 80°C 600V FT1 FT2 CE



marking example:

SAB BRÜCKSKES · D-VIERSEN · 02810415 4x1,5mm² CC 600 CP 16 AWG/4c 02811604

AWM Style 21060 80°C 600V CSA AWM I/II A/B 80°C 600V FT1 FT2 CE

Construction:

Conductor:	bare copper strands acc. to IEC 60228, VDE 0295, class 5
Insulation:	PVC, Tl2 acc. to EN 50363-3 + VDE 0207-363-3
Colour code:	black cores with consecutive numbers acc. to EN 50334 + VDE 0293-334, green-yellow earth wire from 3 cores
Stranding:	in layers
Wrapping:	PETP foil
Screen:	tinned copper braiding
Wrapping:	non-woven tape
Sheath material:	PU acc. to UL 758
Sheath colour:	grey (RAL 7000)

Technical data:

Nominal voltage:	U ₀ /U 300/500 V	
Voltage UL/CSA:	600 V	
Testing voltage:	core/core	2000 V
	core/screen	2000 V
Min. bending radius		
fixed laying:	5 x d	
flexible application:	10 x d	
Radiation resistance:	5 x 10 ⁷ cJ/kg	
Temperature range	DIN VDE	UL/CSA: up to +80 °C
fixed laying:	-40/+70 °C	
flexible application:	+5/+70 °C	
Fire performance:	flame retardant and self-extinguishing acc. to IEC 60332-1-2 + VDE 0482-332-1-2, UL VW-1, CSA FT1, FT2	
Oil resistance:	very good - oilrating 60 °C acc. to UL 1581	
Chem. resistance:	good against acids, alkalines, solvents, hydraulic liquids etc.	
Absence of harmful substances:	acc. to RoHS directive of the European Union, see chapter N „Technical data“	

Outstanding features:

- » UL recognized, CSA approved
- » oil resistant
- » abrasion resistant
- » notch resistant
- » good chemical resistance

item no.	no. of cores x cross section n x mm ²	largest single wire ø mm	outer-ø ± 10% mm	copper figure kg/km	cable weight ≈ kg/km
02810205	2 x 0,50	0,21	6,7	26,1	62
02810305	3 x 0,50	0,21	7,0	31,3	70
02810405	4 x 0,50	0,21	7,4	38,1	80
02810505	5 x 0,50	0,21	8,0	45,2	95
02810705	7 x 0,50	0,21	8,5	57,5	112
02811205	12 x 0,50	0,21	10,6	90,6	167
02811805	18 x 0,50	0,21	12,4	146,4	245
02812505	25 x 0,50	0,21	14,4	194,3	314
02810207	2 x 0,75	0,21	7,2	31,9	72
02810307	3 x 0,75	0,21	7,5	39,2	82
02810407	4 x 0,75	0,21	8,0	48,4	95
02810507	5 x 0,75	0,21	8,6	57,7	112
02810707	7 x 0,75	0,21	9,9	76,6	148
02811207	12 x 0,75	0,21	11,8	140,2	219
02811807	18 x 0,75	0,21	13,5	189,3	297
02812507	25 x 0,75	0,21	16,4	277,8	414
02810210	2 x 1,00	0,21	7,4	36,8	79
02810310	3 x 1,00	0,21	7,7	48,3	91
02810410	4 x 1,00	0,21	8,3	59,9	107
02810510	5 x 1,00	0,21	8,9	71,6	127
02810710	7 x 1,00	0,21	10,2	96,1	168
02811210	12 x 1,00	0,21	12,2	169,2	248
02811810	18 x 1,00	0,21	14,1	238,8	347

item no.	no. of cores x cross section n x mm ²	largest single wire ø mm	outer-ø ± 10% mm	copper figure kg/km	cable weight ≈ kg/km
02812510	25 x 1,00	0,21	17,0	349,4	482
02810315	3 x 1,50	0,26	8,4	64,8	112
02810415	4 x 1,50	0,26	9,0	81,3	133
02810515	5 x 1,50	0,26	9,7	98,2	159
02810715	7 x 1,50	0,26	11,4	148,4	225
02811215	12 x 1,50	0,26	13,5	232,4	316
02811815	18 x 1,50	0,26	16,1	356,7	475
02812515	25 x 1,50	0,26	18,9	483,1	627
02810325	3 x 2,50	0,26	9,7	98,2	158
02810425	4 x 2,50	0,26	10,4	125,0	189
02810525	5 x 2,50	0,26	11,5	167,6	240
02810725	7 x 2,50	0,26	13,4	227,6	326
02811225	12 x 2,50	0,26	16,5	385,9	496
02811825	18 x 2,50	0,26	19,1	555,4	704
02812525	25 x 2,50	0,26	24,1	740,9	992
02810340	3 x 4,00	0,31	11,3	162,7	232
02810440	4 x 4,00	0,31	12,2	207,6	281
02810540	5 x 4,00	0,31	13,3	251,5	340
02810360	3 x 6,00	0,31	13,1	227,2	323
02810460	4 x 6,00	0,31	14,2	296,2	395
02810560	5 x 6,00	0,31	15,7	385,1	498
02810461	4 x 10,0	0,41	19,0	494,9	692

Other dimensions and colours are possible on request.


Control and connection cables

CC 640 P

PUR control cable with coloured cores, halogen-free and oil resistant



I Style 21127 75°C 600V CSA AWM I/II A/B 80°C 600V FT1 FT2 CE



marking example:

SAB BRÜCKSKES · D-VIERSEN · 52680415 4x1,5mm² CC 640 P 16 AWG 4c 52681604

AWM Style 21127 75°C 600V CSA AWM I/II A/B 80°C 600V FT1 FT2 CE

Construction:

Conductor: bare copper strands
acc. to IEC 60228, VDE 0295, class 5

Insulation: SABIX®

Colour code: acc. to colour code US 1,
see chapter N „Technical data“

Stranding: in layers with a non-woven tape
over the outer layer

Sheath material: PUR, TPU acc. to
EN 50363-10-2 + VDE 0207-363-10-2

Sheath colour: yellow (RAL 1021)

Technical data:

Nominal voltage: U₀/U 300/500 V

Voltage UL/CSA: 600 V

Testing voltage: core/core 3000 V

Min. bending radius
fixed laying: 4 x d
flexible application: 6 x d

Radiation resistance: 5 x 10⁷ cJ/kg

Temperature range UL: up to +75 °C CSA: up to +80 °C

DIN VDE
fixed laying: -40/+90 °C
flexible application: -30/+90 °C

Halogen-free: acc. to IEC 60754-1 + VDE 0482-754-1

Fire performance: flame retardant and self-extinguishing
acc. to IEC 60332-1-2 + VDE 0482-332-1-2,
UL VW-1, CSA FT1, FT2

Oil resistance: very good - TPU
acc. to EN 50363-10-2 + VDE 0207-363-10-2

Flexibility: very good

Weather resistance: very good

Absence of harmful substances: acc. to RoHS directive of the European Union,
see chapter N „Technical data“

Outstanding features:

- » UL recognized, CSA approved
- » oil resistant
- » abrasion resistant
- » notch resistant
- » good chemical resistance

item no.	no. of cores x cross section n x mm ²	largest single wire ø mm	outer-ø ± 10% mm	copper figure kg/km	cable weight ≈ kg/km
52680210	2 x 1,00	0,21	7,0	19,2	61
52680310	3 x 1,00	0,21	7,4	28,8	72
52680410	4 x 1,00	0,21	7,9	38,4	86
52680510	5 x 1,00	0,21	8,5	48,0	101
52680710	7 x 1,00	0,21	9,2	67,2	127
52681210	12 x 1,00	0,21	11,6	115,2	199
52680215	2 x 1,50	0,26	7,6	28,8	75
52680315	3 x 1,50	0,26	8,0	43,2	90
52680415	4 x 1,50	0,26	8,6	57,6	109
52680515	5 x 1,50	0,26	9,3	72,0	129
52680715	7 x 1,50	0,26	10,1	100,8	165
52681215	12 x 1,50	0,26	12,8	172,8	261

item no.	no. of cores x cross section n x mm ²	largest single wire ø mm	outer-ø ± 10% mm	copper figure kg/km	cable weight ≈ kg/km
52680225	2 x 2,50	0,26	8,4	48,0	101
52680325	3 x 2,50	0,26	8,9	72,0	124
52680425	4 x 2,50	0,26	9,6	96,0	152
52680525	5 x 2,50	0,26	10,4	120,0	182
52680725	7 x 2,50	0,26	11,3	168,0	235
52680340	3 x 4,00	0,31	10,8	115,2	190
52680440	4 x 4,00	0,31	11,7	153,6	234
52680540	5 x 4,00	0,31	12,8	192,0	284
52680360	3 x 6,00	0,31	12,3	172,8	256
52680460	4 x 6,00	0,31	13,4	230,4	321
52680560	5 x 6,00	0,31	14,7	288,0	404

Other dimensions and colours are possible on request.

Sheath also possible
in black or orange

Control and connection cables

CC 640 CP

PUR control cable with coloured cores, halogen-free, oil resistant and overall copper screen



127 75°C 600V CSA AWM I/II A/B 80°C 600V FT1 FT2 CE

marking example:

SAB BRÜCKSKES · D-VIERSEN · 52840415 4x1,50mm² CC 640 CP 16 AWG/4c 52841604

UL AWM Style 21127 75°C 600V CSA AWM I/II A/B 80°C 600V FT1 FT2 CE

Construction:		Technical data:	
Conductor:	tinned copper strands acc. to IEC 60228, VDE 0295, class 5	Nominal voltage:	U _o /U 300/500 V
Insulation:	SABIX®	Voltage UL/CSA:	600 V
Colour code:	acc. to colour code US 1, see chapter N „Technical data“	Testing voltage:	core/core 2000 V core/screen 2000 V
Stranding:	in layers with a non-woven tape over the outer layer	Min. bending radius	
Screen:	tinned copper braiding	<i>fixed laying:</i>	5 x d
Wrapping:	non-woven tape	<i>flexible application:</i>	10 x d
Sheath material:	PUR, TMPU acc. to EN 50363-10-2 + VDE 0207-363-10-2	Radiation resistance:	5 x 10 ⁷ cJ/kg
Sheath colour:	yellow (RAL 1021)	Temperature range	UL: up to +75 °C CSA: up to +80 °C DIN VDE <i>fixed laying:</i> -40/+90 °C <i>flexible application:</i> -30/+90 °C
		Halogen-free:	acc. to IEC 60754-1 + VDE 0482-754-1
		Fire performance:	flame retardant and self-extinguishing acc. to IEC 60332-1-2 + VDE 0482-332-1-2, UL VW-1, CSA FT1, FT2
		Oil resistance:	very good - TMPU acc. to EN 50363-10-2 + VDE 0207-363-10-2
		Flexibility:	very good
		Weather resistance:	very good
		Absence of harmful substances:	acc. to RoHS directive of the European Union, see chapter N „Technical data“

- ### Outstanding features:
- » UL recognized, CSA approved
 - » oil resistant
 - » abrasion resistant
 - » notch resistant
 - » good chemical resistance
 - » good EMC characteristics

item no.	no. of cores x cross section n x mm ²	largest single wire ø mm	outer-ø ± 10% mm	copper figure kg/km	cable weight ≈ kg/km
52840210	2 x 1,00	0,21	8,0	34,1	83
52840310	3 x 1,00	0,21	8,3	45,0	95
52840410	4 x 1,00	0,21	8,8	55,9	110
52840510	5 x 1,00	0,21	9,5	67,0	128
52840710	7 x 1,00	0,21	10,1	87,8	156
52841210	12 x 1,00	0,21	12,8	154,5	249
52840215	2 x 1,50	0,26	8,6	45,1	100
52840315	3 x 1,50	0,26	9,0	60,8	116
52840415	4 x 1,50	0,26	9,6	76,6	136
52840515	5 x 1,50	0,26	10,3	92,7	158
52840715	7 x 1,50	0,26	11,1	123,4	197
52841215	12 x 1,50	0,26	14,0	215,8	315

item no.	no. of cores x cross section n x mm ²	largest single wire ø mm	outer-ø ± 10% mm	copper figure kg/km	cable weight ≈ kg/km
52840225	2 x 2,50	0,26	9,9	68,6	139
52840325	3 x 2,50	0,26	10,4	92,7	163
52840425	4 x 2,50	0,26	11,1	118,6	194
52840525	5 x 2,50	0,26	12,2	159,0	244
52840725	7 x 2,50	0,26	13,2	207,5	302
52840340	3 x 4,00	0,31	11,8	150,1	233
52840440	4 x 4,00	0,31	12,8	192,9	282
52840540	5 x 4,00	0,31	13,9	234,9	337
52840360	3 x 6,00	0,31	13,5	215,6	320
52840460	4 x 6,00	0,31	14,6	277,6	389
52840560	5 x 6,00	0,31	16,4	356,1	493

Other dimensions and colours are possible on request.

Sheath also possible
in black or orange

Control and connection cables

YMH11YÖ-J

PUR connection cable with coloured cores and PVC core insulation



marking example:

SAB BRÖCKSKES · D-VIERSEN · YMH11YÖ-J 4x1,5mm² CE

Construction:

Conductor:	bare copper strands acc. to IEC 60228, VDE 0295, class 5
Insulation:	PVC, T12 acc. to EN 50363-3 + VDE 0207-363-3
Colour code:	coloured acc. to HD 308 (VDE 0293-308), green-yellow earth wire from 3 cores
Stranding:	in layers
Sheath material:	PUR, TMPU acc. to EN 50363-10-2 + VDE 0207-363-10-2
Sheath colour:	orange (RAL 2003)

Outstanding features:

- » oil resistant
- » abrasion resistant
- » notch resistant
- » good chemical resistance

Technical data:

Nominal voltage:	U _o /U 300/500 V
Testing voltage:	core/core 3000 V
Min. bending radius	
<i>fixed laying:</i>	4 x d
<i>flexible application:</i>	6 x d
Radiation resistance:	5 x 10 ⁷ cJ/kg
Temperature range	
<i>fixed laying:</i>	-40/+70 °C
<i>flexible application:</i>	+5/+70 °C
Oil resistance:	very good - TMPU acc. to EN 50363-10-2 + VDE 0207-363-10-2
Chem. resistance:	good against acids, alkalines, solvents, hydraulic liquids etc.
Absence of harmful substances:	acc. to RoHS directive of the European Union, see chapter N „Technical data“

item no.	no. of cores x cross section n x mm ²	largest single wire Ø mm	outer-Ø ± 10% mm	copper figure kg/km	cable weight ≈ kg/km
02680207	2 x 0,75	0,21	6,9	14,4	54
02680307	3 x 0,75	0,21	7,2	21,6	65
02680407	4 x 0,75	0,21	7,8	28,8	79
02680507	5 x 0,75	0,21	8,8	36,0	102
02680210	2 x 1,00	0,21	7,1	19,2	60
02680310	3 x 1,00	0,21	7,4	28,8	74
02680410	4 x 1,00	0,21	8,2	38,4	93
02680510	5 x 1,00	0,21	9,0	48,0	114
02680215	2 x 1,50	0,26	8,1	28,8	81
02680315	3 x 1,50	0,26	8,6	43,2	102
02680415	4 x 1,50	0,26	9,5	57,6	126
02680515	5 x 1,50	0,26	10,8	72,0	164
02680225	2 x 2,50	0,26	9,6	48,0	121
02680325	3 x 2,50	0,26	10,4	72,0	154
02680425	4 x 2,50	0,26	11,3	96,0	190
02680525	5 x 2,50	0,26	12,6	120,0	239

Other dimensions and colours are possible on request.

Control and connection cables

CRX 600

TPE control cable with numbered cores, oil resistant



marking example:

SAB BRÖCKSKES · D-VIERSEN · CRX 600 AWM Style 21237 105°C 600V AWM I/II A/B 105°C Oil 60°C 1000V FT1 FT2 CE

Construction:	
Conductor:	bare copper strands acc. to IEC 60228, VDE 0295, class 5
Insulation:	TPE
Colour code:	black cores with consecutive numbers acc. to EN 50334 + VDE 0293-334, green-yellow earth wire from 3 cores
Stranding:	in layers
Sheath material:	TPE
Sheath colour:	grey (RAL 7000)

Technical data:	
Nominal voltage:	Uo/U 300/500 V
Voltage:	UL 600 V cUL 1000 V
Testing voltage:	core/core 2000 V
Min. bending radius	
fixed laying:	4 x d
flexible application:	6 x d
Temperature range	UL-AWM + cUL-AWM: up to +105 °C DIN VDE -30/+90 °C flexible application: -20/+90 °C
Fire performance:	flame retardant and self-extinguishing acc. to IEC 60332-1-2 + VDE 0482-332-1-2, UL VW-1, cUL FT1, FT2
Oil resistance:	Oil 60 °C
Absence of harmful substances:	acc. to RoHS directive of the European Union, see chapter N „Technical data“

- Outstanding features:**
- » UL/cUL recognized
 - » all-purpose flexible
 - » oil resistant
 - » extra chemical resistance

item no.	no. of cores x cross section n x mm ²	largest single wire ø mm	outer-ø mm	copper figure kg/km	cable weight ≈ kg/km
32042002	2 x 0,50	0,21	5,3	10,3	35
32042003	3 x 0,50	0,21	5,6	15,4	42
32042004	4 x 0,50	0,21	6,0	20,5	50
32042005	5 x 0,50	0,21	6,5	25,6	60
32042007	7 x 0,50	0,21	7,1	35,9	76
32042012	12 x 0,50	0,21	9,4	61,5	124
32042015	15 x 0,50	0,21	10,6	76,9	157
32042025	25 x 0,50	0,21	13,6	128,2	215
32041802	2 x 1,00	0,21	6,0	19,2	49
32041803	3 x 1,00	0,21	6,3	28,8	59
32041804	4 x 1,00	0,21	6,8	38,4	72
32041805	5 x 1,00	0,21	7,6	48,0	89
32041807	7 x 1,00	0,21	8,2	67,2	112
32041809	9 x 1,00	0,21	10,5	86,4	160
32041812	12 x 1,00	0,21	11,1	115,2	188
32041814	14 x 1,00	0,21	12,1	134,4	223
32041815	15 x 1,00	0,21	12,5	144,0	236
32041818	18 x 1,00	0,21	13,3	172,8	278
32041825	25 x 1,00	0,21	16,2	240,0	381
32041850	50 x 1,00	0,21	21,6	480,0	721
32041602	2 x 1,50	0,26	6,6	28,8	67
32041603	3 x 1,50	0,26	6,9	43,2	81
32041604	4 x 1,50	0,26	7,7	57,6	101
32041605	5 x 1,50	0,26	8,4	72,0	116
32041607	7 x 1,50	0,26	9,3	100,8	152
32041612	12 x 1,50	0,26	12,5	172,8	253

item no.	no. of cores x cross section n x mm ²	largest single wire ø mm	outer-ø mm	copper figure kg/km	cable weight ≈ kg/km
32041615	15 x 1,50	0,26	14,1	216,0	317
32041616	16 x 1,50	0,26	14,1	230,4	331
32041618	18 x 1,50	0,26	15,0	259,2	374
32041625	25 x 1,50	0,26	18,2	360,0	517
32041630	30 x 1,50	0,26	19,0	432,0	609
32041650	50 x 1,50	0,26	24,5	720,0	995
32041403	3 x 2,50	0,26	8,3	72,0	115
32041404	4 x 2,50	0,26	8,5	69,0	144
32041405	5 x 2,50	0,26	10,1	120,0	178
32041407	7 x 2,50	0,26	11,2	168,0	234
32041412	12 x 2,50	0,26	15,3	288,0	396
32041418	18 x 2,50	0,26	18,2	432,0	582
32041425	25 x 2,50	0,26	22,3	600,0	803
32041203	3 x 4,00	0,31	9,7	115,2	171
32041204	4 x 4,00	0,31	10,8	153,6	217
32041205	5 x 4,00	0,31	12,1	192,0	270
32041207	7 x 4,00	0,31	13,4	268,8	336
32041003	3 x 6,00	0,31	11,4	172,8	247
32041004	4 x 6,00	0,31	12,7	230,4	314
32041005	5 x 6,00	0,31	14,2	288,0	389
32040804	4 x 10,0	0,41	19,3	384,0	604
32040604	4 x 16,0	0,41	21,2	614,4	857
32040404	4 x 25,0	0,41	26,5	960,0	1384
32040204	4 x 35,0	0,41	30,2	1344,0	1892
32040104	4 x 50,0	0,41	35,0	1920,0	2584

Other dimensions and colours are possible on request.

Extra chemical resistance

Control and connection cables

CRX 600 C

TPE control cable with numbered cores, oil resistant and tinned copper screen



marking example:

SAB BRÖCKSKES · D-VIERSEN · CRX 600 C AWM Style 21237 105°C 600V cUL AWM I/II A/B 105°C Oil 60°C 1000V FT1 FT2 CE

Construction:

Conductor:	bare copper strands acc. to IEC 60228, VDE 0295, class 5
Insulation:	TPE
Colour code:	black cores with consecutive numbers acc. to EN 50334 + VDE 0293-334, green-yellow earth wire from 3 cores
Stranding:	in layers
Wrapping:	non-woven tape
Screen:	tinned copper braiding
Sheath material:	TPE
Sheath colour:	grey (RAL 7000)

Outstanding features:

- » UL/cUL recognized
- » all-purpose flexible
- » oil resistant
- » extra chemical resistance

Technical data:

Nominal voltage:	Uo/U 300/500 V	
Voltage:	UL 600 V	cUL 1000 V
Testing voltage:	core/core 2000 V	core/screen 2000 V
Min. bending radius		
<i>fixed laying:</i>	4 x d	
<i>flexible application:</i>	6 x d	
Temperature range	UL-AWM + cUL-AWM: up to +105 °C DIN VDE -30/+90 °C <i>flexible application:</i> -20/+90 °C	
Fire performance:	flame retardant and self-extinguishing acc. to IEC 60332-1-2 + VDE 0482-332-1-2, UL VW-1, cUL FT1, FT2	
Oil resistance:	Oil 60 °C	
Absence of harmful substances:	acc. to RoHS directive of the European Union, see chapter N „Technical data“	

item no.	no. of cores x cross section n x mm ²	largest single wire ø mm	outer-ø mm	copper figure kg/km	cable weight ≈ kg/km
32142002	2 x 0,50	0,21	5,9	25,5	42
32142003	3 x 0,50	0,21	6,2	30,5	51
32142004	4 x 0,50	0,21	6,6	36,9	60
32142005	5 x 0,50	0,21	7,2	43,7	72
32142007	7 x 0,50	0,21	7,8	55,1	89
32142012	12 x 0,50	0,21	10,0	86,8	141
32142015	15 x 0,50	0,21	11,5	126,0	191
32141802	2 x 1,00	0,21	6,6	36,9	54
32141803	3 x 1,00	0,21	7,0	48,4	69
32141804	4 x 1,00	0,21	7,5	59,7	84
32141805	5 x 1,00	0,21	8,2	71,7	101
32141807	7 x 1,00	0,21	9,0	93,4	129
32141809	9 x 1,00	0,21	11,3	140,3	188
32141812	12 x 1,00	0,21	12,1	169,5	225
32141815	15 x 1,00	0,21	13,5	203,8	277
32141818	18 x 1,00	0,21	14,3	258,5	332
32141825	25 x 1,00	0,21	17,2	350,0	451
32141850	50 x 1,00	0,21	22,8	620,3	818
32141602	2 x 1,50	0,26	7,2	48,5	67
32141603	3 x 1,50	0,26	7,6	64,6	86
32141604	4 x 1,50	0,26	8,3	81,4	106
32141605	5 x 1,50	0,26	9,2	98,3	131
32141607	7 x 1,50	0,26	9,9	129,9	165
32141612	12 x 1,50	0,26	13,5	232,6	292

item no.	no. of cores x cross section n x mm ²	largest single wire ø mm	outer-ø mm	copper figure kg/km	cable weight ≈ kg/km
32141615	15 x 1,50	0,26	15,3	313,2	382
32141618	18 x 1,50	0,26	16,2	357,1	439
32141625	25 x 1,50	0,26	19,4	483,7	601
32141650	50 x 1,50	0,26	25,7	889,5	1109
32141403	3 x 2,50	0,26	9,1	98,2	126
32141404	4 x 2,50	0,26	9,8	125,1	156
32141405	5 x 2,50	0,26	11,1	167,8	205
32141407	7 x 2,50	0,26	12,2	222,4	266
32141412	12 x 2,50	0,26	16,5	386,3	458
32141418	18 x 2,50	0,26	19,4	555,7	660
32141425	25 x 2,50	0,26	23,5	741,3	894
32141203	3 x 4,00	0,31	10,7	162,8	191
32141204	4 x 4,00	0,31	11,8	207,7	244
32141205	5 x 4,00	0,31	12,9	251,6	295
32141207	7 x 4,00	0,31	14,4	354,6	399
32141003	3 x 6,00	0,31	12,4	227,3	265
32141004	4 x 6,00	0,31	13,7	290,3	337
32141005	5 x 6,00	0,31	15,4	385,3	438
32140804	4 x 10,0	0,41	20,5	509,1	670
32140604	4 x 16,0	0,41	22,4	753,9	906
32140404	4 x 25,0	0,41	27,5	1133,5	1404
32140204	4 x 35,0	0,41	31,4	1543,2	1902
32140104	4 x 50,0	0,41	35,9	2145,9	2610

Other dimensions and colours are possible on request.

Extra chemical resistance